

# STU1822



Product Family  
Commercial height  
Installation  
Kitchen panel  
N° baskets  
Motor  
EAN code  
UPC Code

Dishwashers  
82 cm  
Fully-integrated built-in  
Not supplied  
2  
Inverter  
8017709344177  
812895026429



## Programs



N. of programmes 6  
Washing temperatures 45, 50, 55, 65 °F  
Delicate Yes  
Auto Yes

Super  
Regular  
Intensive 65°  
Rinse  
Yes  
Yes  
Yes  
Yes

## Options



Hi-Temp Yes  
Extra Fast Yes  
Sanitize Si  
Silent Si

Delay timer option Up to 24 hours  
Extra dry option Yes  
1/2 load FlexiZone option Yes

## Baskets

Basket colour Grey  
Basket components colour Grey  
Handle In plastic on upper and lower basket  
Upper Basket With 2 foldable racks

Height adjustment of the upper basket On two levels (5cm)  
Lower Basket With 2 foldable racks  
Colour Inner Components Grey  
Cutlery basket Yes

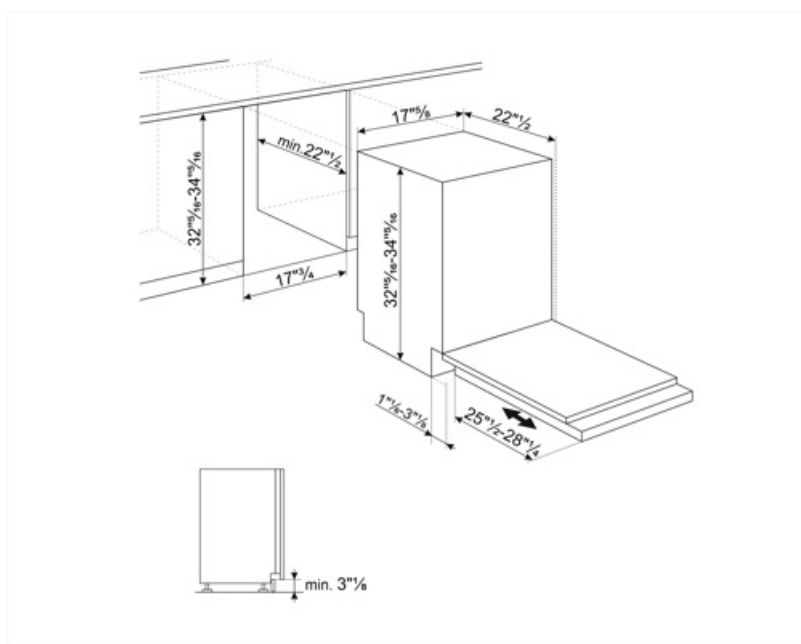
## Technical Features



<b>Width (mm)</b>	17 5/8 "	<b>End of cycle indicator</b>	On display, with acoustic signal
<b>Depth (mm)</b>	21 5/8 "	<b>Washing system</b>	Standard
<b>Display type</b>	LED display (3 digit)	<b>Turbidity sensor</b>	Yes
<b>Product Height (mm)</b>	32 5/16 "	<b>Aquatest</b>	
<b>Controls</b>	Electronic	<b>Drying system</b>	Natural condenser drying
<b>Display</b>	Delayed start, Programme time indicator	<b>Tub material</b>	Stainless steel
<b>Programme graphics</b>	Written in EN	<b>Filter</b>	Stainless steel
<b>On/off indicator</b>	Yes	<b>Concealed heating element</b>	Yes
<b>Rinse aid indicator</b>	Light	<b>Adjustable feet</b>	5cm, from 820 to 870 mm
		<b>Back feet adjustable from front</b>	Yes

## Electrical Connection

<b>Connected power</b>	1400 W	<b>Type of connection</b>	Single-phase
<b>Current</b>	12 A	<b>Power supply cable length</b>	116 "
<b>Voltage</b>	120 V	<b>Plug</b>	(B) NEMA 5-15P
<b>Frequency (Hz)</b>	60 Hz		



---

## Compatible Accessories

---



### KITPL60B

Toekick Kit in White colour with adjustable height and deepness. Can be installed over all the fully integrated and underbench models with variable fulcrum or flexifit hinges.



### KITPL60X

Toekick Kit in Stainless Steel with adjustable height and deepness. Can be fitted over all the fully integrated and underbench models with variable fulcrum or flexifit hinges.



### KITPL60N













Toekick Kit in Black colour with adjustable height and deepness. Can be installed over all the fully integrated and underbench models with variable fulcrum or flexifit hinges.



### KITPLV2

Kit extension for dishwasher and washing machine: lenght mt. 2

## Symbols glossary

	The Aquatest sensor is an electronic sensor that measures the degree of water transparency at the end of the initial soaking phase. Used on the values measured, the sensor sets the most suitable programme, thus obtaining the best washing results with the minimum amount of water.		82 cm high
	Delay Timer: Option to postpone the start of the desired programme by up to 24 hours in order to programme the dishwasher to run at the desired time.		FlexiZone: The ½ load flexizone allows you to wash a reduced load saving energy, water and time and there are no restrictions on where the items are placed.
	Smeg's evolution towards more intelligent and eco-friendly models has led to the choice of Inverter technology, which significantly reduces consumption.		Noise Level: Excellent insulation and special devices keep noise to a minimum.
	Delicate: Delicate washing program is designed for delicate dishes which are not heavily soiled.		Delicate: Delicate washing program is designed for delicate dishes which are not heavily soiled.
	PRG_RINSE_72dpi		PRG_STRONG_72dpi
	EXTRA DRY This option adds a hot rinse cycle that ensures improved drying.		The Regular programme is for dishes with regular dirt, even with dried-on residues.