

# STU1822



Product family	Dishwashers
Width	18"
Commercial height	82 cm
Installation	Fully-integrated built-in
Kitchen panel	Not supplied
N° baskets	2
Engine	Inverter
EAN code	8017709344177



## Programs



Number of programs	6	Super	Yes
Washing temperatures	45, 50, 55, 65 °F	Regular	Yes
Delicates	Yes	Intensive 150°F	Yes
Auto	Yes	Rinse	Yes

## Options



Hi-Temp	Yes	Delay start	Up to 24 hours
Extra Fast	Yes	Extra-dry option	Yes
Sanitize	Si	FlexiZone half-load option	Yes
Silent	Si		

## Baskets

Basket color	Gray	Upper basket height adjustment	On two levels (5cm)
Basket components finish	Gray	Lower basket	With 2 foldable racks
Handle	In plastic on upper and lower basket	Colour Inner Components	Gray
Upper basket	With 2 foldable racks	Cutlery basket	Yes

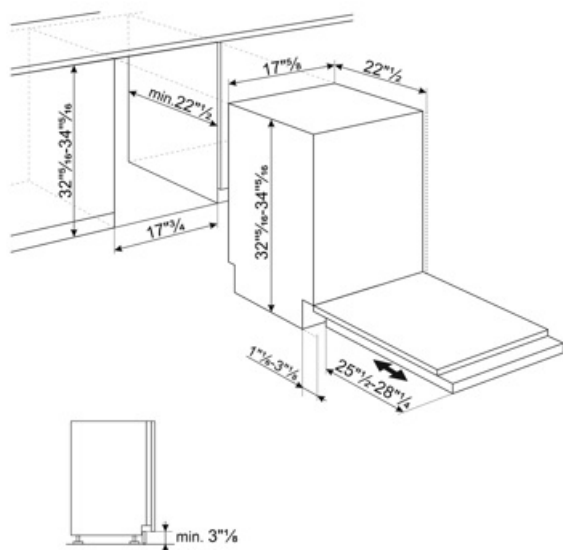
## Technical Features



<b>Width</b>	17 5/8 "	<b>End-of-cycle indicator</b>	On display, with acoustic signal
<b>Depth</b>	21 5/8 "	<b>Washing system</b>	Standard
<b>Display type</b>	LED display (3 digits)	<b>Turbidity sensor</b>	Yes
<b>Height</b>	32 5/16 "	<b>Aquatest</b>	
<b>Controls</b>	Electronic	<b>Drying system</b>	Natural condensation drying
<b>Display</b>	Delay start, Program progress indicator	<b>Tube material</b>	Stainless steel
<b>Program symbols</b>	Writings in English	<b>Filter</b>	Stainless steel
<b>On/off indicator</b>	Yes	<b>Concealed heating element</b>	Yes
<b>Rinse aid indicator</b>	Light	<b>Adjustable feet</b>	2", from 32 1/4" to 34 1/4"
		<b>Back feet adjustable from front</b>	Yes

## Electrical Connection

<b>Plug</b>	(B) NEMA 5-15P	<b>Frequency (Hz)</b>	60 Hz
<b>Connected power</b>	1400 W	<b>Connection type</b>	Single-phase
<b>Current</b>	12 A	<b>Power supply cable length</b>	116 "
<b>Voltage</b>	120 V		



---

## Compatible Accessories

---



### KITPL60B

Toekick Kit in White colour with adjustable height and deepness. Can be installed over all the fully integrated and underbench models with variable fulcrum or flexifit hinges.



### KITPL60X

Toekick Kit in Stainless Steel with adjustable height and deepness. Can be fitted over all the fully integrated and underbench models with variable fulcrum or flexifit hinges.



### KITPL60N













Toekick Kit in Black colour with adjustable height and deepness. Can be installed over all the fully integrated and underbench models with variable fulcrum or flexifit hinges.



### KITPLV2

Kit extension for dishwasher and washing machine: lenght mt. 2

## Symbols glossary

	Aquatest measures the clarity of the water during an auto program, and automatically ensures the minimum consumption of water and energy.		COMM_HEIGHT_82_72dpi
	Delay Timer: The delay timer can postpone the start of the program by up to 24 hours.		FlexiZone: The 1/2 load flexizone allows you to wash a reduced load saving energy, water and time and there are no restrictions on where the items are placed.
	Inverter technology: The evolution of Smeg's driers towards more intelligent and environmentally sustainable models has led to the choice of using Inverter technology with heat pumps, which reduces significantly energy consumption.		Noise Level: Excellent insulation and special devices keep noise to a minimum.
	...		Delicate: Delicate washing program is designed for delicate dishes which are not heavily soiled.
	Delicate: Delicate washing program is designed for delicate dishes which are not heavily soiled.		...
	PRG_RINSE_72dpi		PRG_STRONG_72dpi