

STU1846



Product Family	Dishwashers
Commercial width	45 cm
Commercial height	82 cm
Installation	Fully-integrated built-in
Kitchen panel	Not supplied
EAN code	8017709237103



Programs / Functions



N. of programmes	5+5 quick programmes	ECO Quick	Yes
Washing temperatures	38, 45, 50, 55, 65, 70 °F	Delicate and Quick	Yes
Soak	Yes	Normal Quick	Yes
Rapid 27'	Yes	Auto	Yes
Glass	Yes	Strong and fast	Yes
Extreme Wash	Yes		

Options



Delay timer option	3-6-9 hours	Quick Time option	Yes
--------------------	-------------	-------------------	-----

Baskets



Basket colour	Grey	Largest loadable dish in upper basket	23,5 inches
Basket components colour	Grey	Lower Basket	With 2 foldable racks
Handle	In plastic only on lower basket	Lower basket with anti-drip inserts	Yes
Upper Basket	With central fixed racks	Largest loadable dish in lower basket	30,0 inches
Height adjustment of the upper basket	On three levels (5 cm)	Cutlery basket	10 place settings

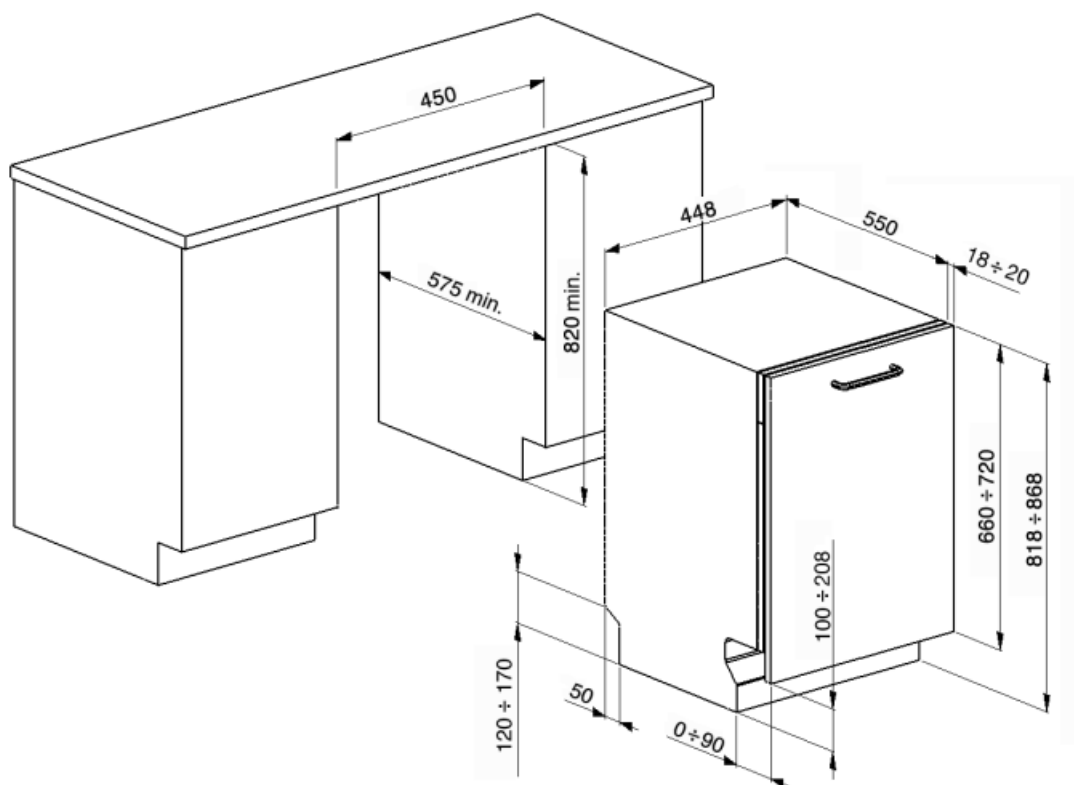
Technical Features



Width (mm)	17 5/8 "	Max water hardness	100°FH;58°dH
Depth (mm)	21 7/16 "	Drying system	Natural condenser drying
Product Height (mm)	32 3/16 "	Steam protection	In plastic
Controls	Electronic	Tub material	Stainless steel
Programme graphics	Symbols	Filter	Stainless steel
On/off indicator	Yes	Concealed heating element	Yes
Salt light indicator	Light	Hinges	Self balancing with fixed hinges
Rinse aid indicator	Light	Min. and max. frontal panel weight	2 - 9 lbs
End of cycle indicator	Acoustic signal	Min. and max plinth height	100 - 208 mm
Washing system	SwingWash	Adjustable feet	7cm, from 820 to 890 mm
Third spray arm	Single	Back cover	Yes
Water softener	With electronic setting	Depth of dishwasher with open door (mm)	1146
Turbidity sensor	Yes	Back feet adjustable from front	Yes
Aquatest		Top cover	In plastic
Flood protection system	Total Acquastop		
Water supply	Single; cold/hot water max. 60°C - energysave with hot water up to 35%		

Electrical Connection

Plug	(A) USA e Messico	Frequency (Hz)	60 Hz
Connected power	1800 W	Type of connection	Single-phase
Current	13 A	Power supply cable length	120 "
Voltage	115 V		



















Not included accessories

KITPLV2

Kit extension for dishwasher and washing machine: lenght mt. 2



Symbols glossary (TT)

	The Aquatest sensor is an electronic sensor that measures the degree of water transparency at the end of the initial soaking phase. Used on the values measured, the sensor sets the most suitable programme, thus obtaining the best washing results with the minimum amount of water.		To improve the drying of dishes without leaving stains.
	82 cm high		Delay Timer: Option to postpone the start of the desired programme by up to 24 hours in order to programme the dishwasher to run at the desired time.
	A+: Energy efficiency class A+ helps to save up to 10% energy compared to class A. Maximum performance with minimum consumption is guaranteed.		Noise Level: Excellent insulation and special devices keep noise to a minimum.
	Delicate: Delicate washing program is designed for delicate dishes which are not heavily soiled.		Delicate Quick: Program Delicate Quick is suitable for quick washing of delicate dishes.
	Eco: Eco, this economic wash programme uses a low amount of water and energy in order to provide the most environmentally friendly cleaning option.		Normal Quick: Program Normal Quick is suitable for quick washing of mixed dishes, for everyday use.
	Soak programme: The soak programme provides a rinse to prevent dirt from drying.		Strong&Fast: This special programme takes less than 1 hour to eliminate the most stubborn dirt and dried on residues.
	10 place settings: Number of place settings.		Swing Wash System: The Swing Wash system ensures optimum water distribution throughout 45cm dishwasher tanks to deliver excellent wash results.
	Total Acquastop: In addition to the partial Acquastop protection present in all Smeg dishwashers, some models have an electronic device fitted to the water intake hose, which monitors water levels in the machine, detects leaks in the hose and switches off the water supply immediately when necessary.		System WaterSave ensures the best washing results with minimal water consumption depending on the model of dishwasher.