

STU8612



Product Family	Dishwashers
Commercial width	60 cm
Commercial height	86 cm
Installation	Fully-integrated built-in
N° baskets	2
EAN code	8017709303631



Programs



N. of programmes	5	Delicate	Yes
Washing temperatures	45, 50, 65, 70 °F	Normal	Yes
Mix	Yes	Pots & Pans	Yes
1/2 load	Yes		

Options



Delay timer option	3-6-9 hours	Intensive wash zone option	
Extra dry option	Yes		

Baskets

Basket colour	Grey	Lower Basket	With fixed racks
Upper Basket	With central fixed racks	Largest loadable dish in lower basket	35,0 inches
Height adjustment of the upper basket	On two levels, by extraction	Colour Inner Components	Blue
Largest loadable dish in upper basket	18,0 inches	Cutlery basket	Yes

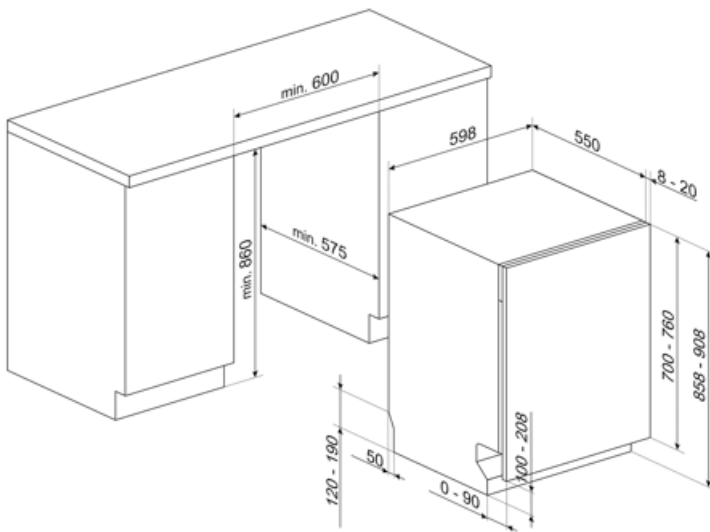
Technical Features



Width (mm)	23 9/16 "	Tube material	Stainless steel
Depth (mm)	21 5/8 "	Filter	Stainless steel
Product Height (mm)	33 3/4 "	Hinges	Self balancing with fixed hinges
Programme graphics	Symbols	Min. and max. frontal panel weight	2 - 8 lbs
Rinse aid indicator	Light	Min. and max plinth height	100 - 228 mm
End of cycle indicator	Acoustic signal	Adjustable feet	7cm, from 860 to 930 mm
Washing system	Standard	Additional gaskets	Yes
Third spray arm	Single	Back cover	Yes
Flood protection system	Single Acquastop	Depth of dishwasher with open door (mm)	1186
Max water hardness	100°FH;58°dH	Top cover	Metallic sheet
Drying system	Natural condenser drying		

Electrical Connection

Plug	(A) USA e Messico	Frequency (Hz)	60 Hz
Connected power	1800 W	Type of connection	Single-phase
Current	13 A	Power supply cable length	140 "
Voltage	115 V		



Not included accessories



KIT86CX-1

Door kit, stainless steel, Canali handle, fully integrated dishwasher h.86 cm
Compatible with models with Flexifit and fixed fulcrum hinges.



KIT86VX

stainless steel panel with Victoria handle. Can be fitted on the fully integrated dishwashers H86 with no Flexifit hinges. It is not possible to install it on the models with stainless steel panel



KITPL60FABB

Toekick Kit in White colour with adjustable height. Can be fitted over all the fully integrated and underbench models with Fixed Fulcrum. Can be installed also on the models with variable fulcrum or flexifit hinges.



KITPL60FABN

Toekick Kit in Black colour with adjustable height. Can be fitted over all the fully integrated and underbench models with Fixed Fulcrum. Can be installed also on the models with variable fulcrum or flexifit hinges.



KITPL60FABX











Toekick Kit in Stainless Steel with adjustable height. Can be fitted over all the fully integrated and underbench models with Fixed Fulcrum. Can be installed also on the models with variable fulcrum or flexifit hinges.



KITPLV2

Kit extension for dishwasher and washing machine: length mt. 2

Symbols glossary

	Acquastop: Some Smeg dishwashers are equipped with a simple Acquastop: float sensor in the bottom which is necessary to prevent an accidental leakage of water inside the appliance.		86 cm high
	Delay Timer: Option to postpone the start of the desired programme by up to 24 hours in order to programme the dishwasher to run at the desired time.		Noise Level: Excellent insulation and special devices keep noise to a minimum.
	EXTRA DRY This option adds a hot rinse cycle that ensures improved drying.		1/2 load: This program is designed for washing dishes not heavily soiled with partial load of the dishwasher.
	Delicate: Delicate washing program is designed for delicate dishes which are not heavily soiled.		Mix: The Mix programme is suitable for mixed crockery and everyday pots and pans, without any particular incrustation.
	13 place settings: Number of place settings.		System WaterSave ensures the best washing results with minimal water consumption depending on the model of dishwasher.