

# STU8612X



Product Family	Dishwashers
Commercial width	60 cm
Commercial height	86 cm
Installation	Under counter built-in
N° baskets	2
EAN code	8017709303662



## Programs



N. of programmes	5	Delicate	Yes
Washing temperatures	45, 50, 65, 70 °F	Normal	Yes
Soak	Yes	Pots & Pans	Yes
Mix	Yes		

## Options



Delay timer option	Up to 9 hours	1/2 load FlexiZone option	Yes
Extra dry option	Yes		

## Baskets

Basket colour	Grey	Lower Basket	With fixed racks
Upper Basket	With central fixed racks	Largest loadable dish in lower basket	35,0 inches
Glass holder	Yes	Colour Inner Components	Blue
Height adjustment of the upper basket	On two levels, by extraction	Cutlery basket	Yes
Largest loadable dish in upper basket	18,0 inches		

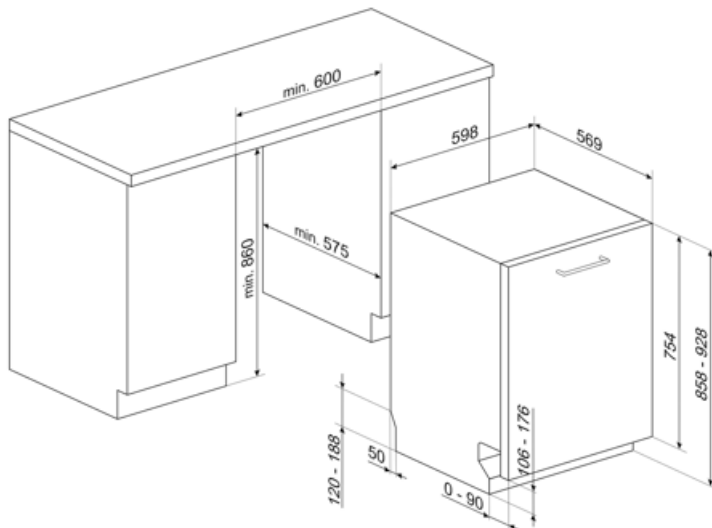
## Technical Features



<b>Width (mm)</b>	23 9/16 "	<b>Drying system</b>	Natural condenser drying
<b>Depth (mm)</b>	21 5/8 "	<b>Tube material</b>	Stainless steel
<b>Display type</b>	LED display (1 digit)	<b>Filter</b>	Stainless steel
<b>Product Height (mm)</b>	33 3/4 "	<b>Hinges</b>	Self balancing with fixed hinges
<b>Display</b>	Delayed start	<b>Min. and max. frontal panel weight</b>	2 - 8 lbs
<b>Programme graphics</b>	Symbols	<b>Min. and max plinth height</b>	100 - 228 mm
<b>Rinse aid indicator</b>	Light	<b>Adjustable feet</b>	7cm, from 860 to 930 mm
<b>End of cycle indicator</b>	Acoustic signal	<b>Additional gaskets</b>	Yes
<b>Washing system</b>	Standard	<b>Back cover</b>	Yes
<b>Third spray arm</b>	Single	<b>Depth of dishwasher with open door (mm)</b>	1186 mm
<b>Flood protection system</b>	Single Acquastop	<b>Top cover</b>	Metallic sheet
<b>Max water hardness</b>	100°FH;58°dH	<b>Energy Star</b>	Yes

## Electrical Connection

<b>Connected power</b>	1800 W	<b>Type of connection</b>	Single-phase
<b>Current</b>	13 A	<b>Power supply cable length</b>	140 "
<b>Voltage</b>	115 V	<b>Plug</b>	(A) USA e Messico
<b>Frequency (Hz)</b>	60 Hz		



---

## Compatible Accessories

---

### KITPL60FABB



Toe kick Kit in White colour with adjustable height. Can be fitted over all the fully integrated and underbench models with Fixed Fulcrum. Can be installed also on the models with variable fulcrum or flexifit hinges.

### KITPL60FABX



Toe kick Kit in Stainless Steel with adjustable height. Can be fitted over all the fully integrated and underbench models with Fixed Fulcrum. Can be installed also on the models with variable fulcrum or flexifit hinges.

### KITPL60FABN













Toe kick Kit in Black colour with adjustable height. Can be fitted over all the fully integrated and underbench models with Fixed Fulcrum. Can be installed also on the models with variable fulcrum or flexifit hinges.

### KITPLV2



Kit extension for dishwasher and washing machine: lenght mt. 2

## Symbols glossary

	Acquastop: Some Smeg dishwashers are equipped with a simple Acquastop: float sensor in the bottom which is necessary to prevent an accidental leakage of water inside the appliance.		86 cm high
	Delay Timer: Option to postpone the start of the desired programme by up to 24 hours in order to programme the dishwasher to run at the desired time.		FlexiZone: The ½ load flexizone allows you to wash a reduced load saving energy, water and time and there are no restrictions on where the items are placed.
	Noise Level: Excellent insulation and special devices keep noise to a minimum.		Delicate: Delicate washing program is designed for delicate dishes which are not heavily soiled.
	Mix: The Mix programme is suitable for mixed crockery and everyday pots and pans, without any particular incrustation.		Soak programme: The soak programme provides a rinse to prevent dirt from drying.
	13 place settings: Number of place settings.		EXTRA DRY This option adds a hot rinse cycle that ensures improved drying.