

# STU8612X



Product family	Dishwashers
Width	24"
Commercial height	86 cm
Installation	Under-Counter
N° baskets	2
EAN code	8017709303662



## Programs



Number of programs	5	Delicates	Yes
Washing temperatures	45, 50, 65, 70 °F	Normal	Yes
Soak	Yes	Pots & Pans	Yes
Mix	Yes		

## Options



Delay start	Up to 9 hours	FlexiZone half-load option	Yes
Extra-dry option	Yes		

## Baskets

Basket color	Gray	Lower basket	Fixed racks
Upper basket	Central fixed racks	Largest loadable dish in lower basket	35,0 inches
Glass holder	Yes	Colour Inner Components	Blue
Upper basket height adjustment	On two height levels	Cutlery basket	Yes
Largest loadable dish in upper basket	18,0 inches		

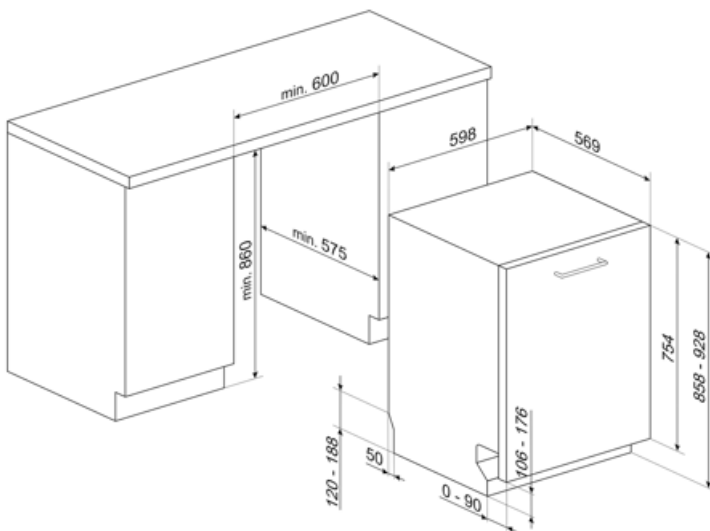
## Technical Features



<b>Width</b>	23 9/16 "	<b>Drying system</b>	Natural condensation drying
<b>Depth</b>	21 5/8 "	<b>Filter</b>	Stainless steel
<b>Display type</b>	LED display (1 digit)	<b>Hinges</b>	Self-balancing with fixed hinges
<b>Height</b>	33 3/4 "	<b>Min. and max. frontal panel weight</b>	4.4 - 17.6 lbs
<b>Display</b>	Delay start	<b>Min. and max plinth height</b>	4" - 9"
<b>Program symbols</b>	Symbols	<b>Adjustable feet</b>	2 3/4", from 33 7/8" to 36 5/8"
<b>Rinse aid indicator</b>	Light	<b>Additional gaskets</b>	Yes
<b>End-of-cycle indicator</b>	Acoustic signal	<b>Back cover</b>	Yes
<b>Washing system</b>	Standard	<b>Depth of dishwasher with open door (mm)</b>	1186 mm
<b>Third spray arm</b>	Single	<b>Top cover</b>	Metal sheet
<b>Flood protection system</b>	Single Aquastop	<b>Energy Star</b>	Yes
<b>Max water hardness</b>	100°fH;58°dH		

## Electrical Connection

<b>Connected power</b>	1800 W	<b>Connection type</b>	Single-phase
<b>Current</b>	13 A	<b>Power Cord Length</b>	140 "
<b>Voltage</b>	115 V	<b>Plug</b>	(A) USA & Mexico
<b>Frequency</b>	60 Hz		



---

## Compatible Accessories

---

### KITPL60FABB



Toe kick Kit in White colour with adjustable height. Can be fitted over all the fully integrated and underbench models with Fixed Fulcrum. Can be installed also on the models with variable fulcrum or flexifit hinges.

### KITPL60FABX



Toe kick Kit in Stainless Steel with adjustable height. Can be fitted over all the fully integrated and underbench models with Fixed Fulcrum. Can be installed also on the models with variable fulcrum or flexifit hinges.

### KITPL60FABN













Toe kick Kit in Black colour with adjustable height. Can be fitted over all the fully integrated and underbench models with Fixed Fulcrum. Can be installed also on the models with variable fulcrum or flexifit hinges.

### KITPLV2



Kit extension for dishwasher and washing machine: lenght mt. 2

## Symbols glossary

	Acquastop: Some Smeg dishwashers are equipped with a simple Acquastop: float sensor in the bottom which is necessary to prevent an accidental leakage of water inside the appliance.		COMM_HEIGHT_86_72dpi
	Delay Timer: The delay timer can postpone the start of the program by up to 24 hours.		FlexiZone: The ½ load flexizone allows you to wash a reduced load saving energy, water and time and there are no restrictions on where the items are placed.
	Noise Level: Excellent insulation and special devices keep noise to a minimum.		Delicate: Delicate washing program is designed for delicate dishes which are not heavily soiled.
	Normal programme: The normal programme is suitable for normal degrees of dirt for everyday use.		Soak programme: The soak programme provides a rinse to prevent dirt from drying.
	The symbols show the number of plate settings of the dishwasher.		EXTRA DRY This option adds a hot rinse cycle that ensures improved drying.