

# TRU36GGP

Range size	36"
N. of cavities with energy label	1
Oven energy source	Gas
Cooktop type	Gas
Main oven	Gas with grill
EAN code	8017709219123




## Aesthetic



Aesthetics	Victoria	No. of controls	8
Color	Cream	Silkscreen color	Black
Design	Victoria	Handle	Victoria
Door	With frame	Handle color	Polished chrome
Upstand	Yes	Door glass type	Black
Grates	Cast Iron	Feet	none
Control panel finish	Metal enameled	Plinth	Anthracite
Control knobs	Victoria	Storage compartment	Drawer
Controls color	Stainless steel	Logo	Retro-style
Display	Electronic - 5 buttons	Logo position	Upstand
Control buttons color	Black		

## Programs / Functions

No. of cooking functions	1
Other functions	

 Defrost by time

## Cooktop technical features



Cooking zones 5

Front-left - Gas - Rapid - 2.80 kW - 9500 BTU

Rear-left - Gas - Semi-rapid - 1.80 kW - 6000 BTU

Center - Gas - Dual ultra-rapid - 5.30 kW - 18000 BTU

Rear-right - Gas - Semi-rapid - 1.80 kW - 6000 BTU

Front-right - Gas - AUX - 1.00 kW - 3500 BTU

<b>Burners type</b>	Standard	<b>Gas safety valves</b>	Yes
<b>Automatic gas ignition</b>	Yes	<b>Burner caps</b>	Enameled matte black

## Main Oven Technical Features



<b>Net volume of the cavity</b>	4.20 cu. ft.	<b>Full-glass inner door</b>	Yes
<b>Volume</b>	4.45 cu. ft.	<b>Removable inner door</b>	Yes
<b>Cavity material</b>	EverClean enamel	<b>Total no. of door glasses</b>	3
<b>No. of shelves</b>	4	<b>No. of thermo-reflective door glasses</b>	1
<b>Shelves type</b>	Metal racks	<b>Safety thermostat</b>	Yes
<b>Light type</b>	Incandescent	<b>Cooling system</b>	Tangential
<b>Light Power</b>	25 W	<b>Inner cavity dimensions (HxWxD)</b>	340x750x427 "
<b>Time setting</b>	Start and end	<b>Temperature control</b>	Electro-mechanical
<b>Door opening</b>	Drop-down	<b>Grill type</b>	Gas
<b>Removable door</b>	Yes		

## Main oven options

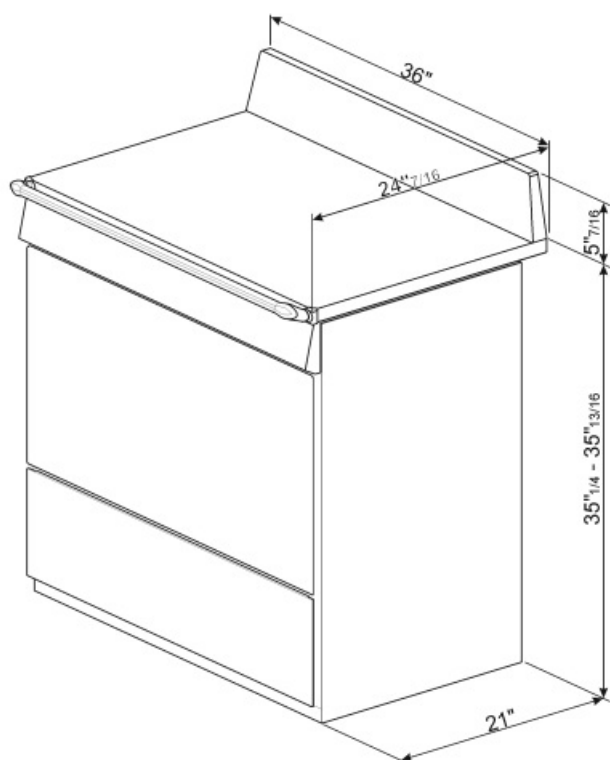
<b>End-of-cooking alarm</b>	Yes	<b>Maximum temperature</b>	500 °F
<b>Minimum Temperature</b>	122 °F		

## Accessories included for main oven and cooktop

<b>Cast iron wok support</b>	1	<b>Oven grid with back-stop, tray support</b>	2
<b>Moka cast-iron stand</b>	Moka ring	<b>Wide baking tray</b>	2

## Electrical Connection


<b>Plug</b>	(B) USA 120V	<b>Frequency</b>	60 Hz
<b>Voltage</b>	120 V	<b>Terminal block</b>	3 pins
<b>Power cord length</b>	47 1/4 "		



---

## Not included accessories

---



### SMOLD

Set of 7 silicone moulds for ice creams, ice lollies, pralines, ice cubes or to portion food. Usable from -60°C to +230°C

## Symbols glossary (TT)



Heavy duty cast iron pan stands: for maximum stability and strength.



Defrost by time: with this function the time of thawing of foods are determined automatically.



Enamel interior: The enamel interior of all Smeg ovens have a special antacid lining which helps keep the interior clean by reducing the amount of cooking grease adhering to it.



All glass inner door: All glass inner door, a single flat surface which is simple to keep clean.



The oven cavity has 4 different cooking levels.



The capacity indicates the amount of usable space in the oven cavity in litres.



Air cooling system: to ensure a safe surface temperatures.



Triple glazed doors: Number of glazed doors.



Gas ovens offer instantaneous heat control, reduced cooking times and the ability to bake at much lower temperatures than electric ovens.



The inner door glass: can be removed with a few quick movements for cleaning.



Ultra rapid burners: Powerful ultra rapid burners offer up to 5kw of power.