

UD505D

Family	Professional dishwasher
Subfamily	Undercounter Dishwasher
Basket dimensions	500x500 mm
Panel	Ecoline
Filter	4-stages filter system
Rinse pump H.T.R. system	Yes
Usable load height	340 mm
Power connection	400 V 3N~ / 12 A / 5,7 kW / 50 Hz
Depth with open door	1000 mm
Product dimensions WxDxH	578x600x814 mm



Target

Solutions	Hotels; Restaurants/Pubs; QSR
-----------	----------------------------------

Aesthetics

Series	Ecoline	Led color	Red
Control panel	electronic		

Functions



Functionality	GN 1/1 trays washing; 4-stages filter; HTR; Door clearance 340mm
---------------	--

Programs

Programs	3 automatic programs; Self-cleaning programs
Program options	Extra rinse; Clean water cycle
Program specifications	Boiler 85°C/Tank 60°C - 1'30"; Boiler 85°C/Tank 60°C - 2'30"; Boiler 85°C/Tank 60°C - 4'
Drain and self cleaning cycle	Yes
Maximum basket/hour	40
Maximum dishes/hour	720

Interface

Display	4 digit	On/Off button	Yes
Number of buttons	5	Manual diagnostic	Yes

Construction

Tank	With printed base	Rack guides	Embossed
Construction	Single wall	Tank capacity	16 l
Tank material	Stainless steel AISI 304	Boiler capacity	6 l
Back panel	Galvanized	Noise	Lpa 55,5 dBA
Door	Double wall	Protection class	IPX4
Tank filter	Plastic	Adjustable feet	Yes
Washing spray arm	2 in stainless steel	Net weight	56,000 kg
Rinse spray arm	Plastic	Drain max. height	600 mm
Door gasket	Only up		

Technical Features

Tank heating element	2000 W	Warm water connection	8°C
Boiler heating element	4960 W	Max temperature inlet water	60°C
Washing pump	680 W	Max water hardness	12°F - 7°dH
Default connection	5650 W	Inlet pressure	100-600 kPa
Water cycle consumption	3,2 l		

Electrical Connection

Optional electrical connection	230 V 3~ / 16 A / 5,7 kW / 50 Hz; 230 V~ / 12 A / 2,7 kW / 50 Hz; 230 V~ / 14 A / 3,2 kW / 50 Hz; 230 V~ / 18 A / 4,0 kW / 50 Hz
--------------------------------	--

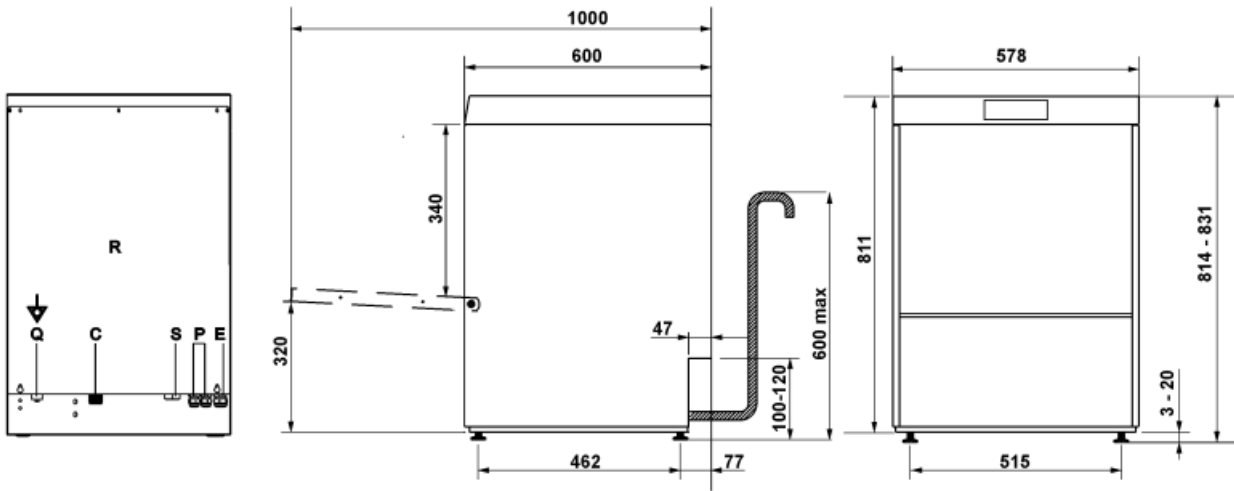
Equipments

Drain pump	Yes	Rinse load	0,4 l/h
Peristaltic detergent doser	Electronic control	Cycle counter	Yes
Peristaltic rinse-aid doser	Electronic control	Break tank	Yes
Default chemicals dosing unit of measure	gr/lit	Partial renewal of water in the tank and built-in drain pump	Yes
Thermostop system	Yes	Trays washing option GN1/1 530x325mm	Yes
Soft Start system	Yes	Water supply pipe diameter	DN15 - ½"
Stand-by system	Yes		
Automatic start	Yes, default OFF		

Detergent load	1,5 l/h	Drain supply pipe diameter	DN20-G 3/4"
		Detergent (red) hose lenght	2,2m
		Rinse aid (blue) hose lenght	2,2m

Accessories Included

Dish basket	1x PB50D01	Water supply hose	Yes - 1,5m
Cutlery basket	1x PHOOS02	Drain hose	Yes - 2m
Flat basket	1x PB50G02		



R	Pannello retro	Lower back panel
Q	Morsetto equipotenziale	Earth terminal
C	Tubo di carico	Filler hose
S	Tubo di scarico	Drain hose
P	Tubi pompe peristaltiche	Peristaltic hoses
E	Cavo alimentazione elettrica	Electricity supply cable

Not included accessories

WB50PG5

Wire basket for no. 25 plastic glasses with flat bottom, 500x500x260 mm




WH00S01

Wire insert for 12 small dishes



PHOOS01

Polypropylene single basket for cutlery



PB50G02

Universal flat bottom polypropylene basket, 500x500x170 mm

WB50T02

Wire basket for 7 trays GN1/1 h 20 mm, 500x500 mm




WB50G01

Universal wire basket with flat bottom, 500x500x123 mm



PB50D01

Polypylene basket for 18 plates, 500x500x105 mm



WB50G02

Wire basket for 90 mm diameter max glasses with sloped bottom, 500x500x170 mm



WB50G04

Wire basket for glasses 135 mm diameter max, with sloped bottom, 500x500x170 mm



PHOOS02

6 compartments polypropylene basket for cutlery



WB50D01

Wire basket for 18 dishes 250 mm max. diameter or self service trays, 500x500 mm



WB50G03

Wire basket for 72 mm diameter glasses with inclined bottom, 500x500x235 mm



WS5

Underframe for glasswashers 500mm



Symbols glossary (TT)



SUITABLE FOR GASTRONORM TRAY



HTR RINSING SYSTEM



4 STAND FILTER



MAX.USABLE HEIGHT 340mm