

UD510DS

Family	Professional dishwasher
Subfamily	Undercounter Dishwasher
Basket dimensions	500x500 mm
Panel	Easyline
Filter	5-stages filter system
Usable load height	400 mm
Power connection	400 V 3N~ / 12 A / 5,2 kW / 50 Hz
Depth with open door	1020 mm
Product dimensions WxDxH	600x600x822 mm



Target

Solutions	Hotels; Restaurants/Pubs; QSR
-----------	----------------------------------

Aesthetics

Series	Easyline	Led color	Green
Control panel	electronic		

Functions



Functionality	GN 1/1 trays washing; 5-stage filter; HTR; Door clearance 400mm
---------------	---

Programs

Programs	6 automatic programs; 1 fully programmable program; Self-cleaning programs
Program options	Extra rinse; Clean water cycle
Program specifications	Boiler 85°C/Tank 60°C - 60"; Boiler 71°C/Tank 60°C - 1'20"; Boiler 85°C/Tank 60°C - 1'10"; Boiler 85°C/Tank 60°C - 1'30"; Boiler 85°C/Tank 60°C - 3'; Boiler 71°C/Tank 60°C - 2'10"; Boiler 85°C/Tank 60°C - 4'10"
Drain and self cleaning cycle	Yes
Maximum basket/hour	51

Maximum dishes/hour	918
---------------------	-----

Interface

Display	8 digit	Detergent missing alert	Yes
Number of buttons	5	Cycle progress alert	Yes
On/Off button	Yes	End-cycle alert	Yes
Salt alert	Yes	Manual diagnostic	Yes
Rinse aid missing alert	Yes		

Construction

Tank	Deep drawn	Door gasket	On 3 sides
Construction	Double wall	Rack guides	Embossed
Tank material	Stainless steel AISI 304	Tank capacity	11 l
Back panel	Galvanized	Boiler capacity	6 l
Door	Double wall	Protection class	IPX4
Balanced door	Yes	Adjustable feet	Yes
Tank filter	Stainless steel	Net weight	57.000 kg
Washing spray arm	2 in stainless steel	Drain max. height	600 mm
Rinse spray arm	2 in stainless steel		

Technical Features

Tank heating element	2000 W	Warm water connection	8°C
Boiler heating element	4500 W	Max temperature inlet water	60°C
Washing pump	290 W		
Default connection	5200 W	Max water hardness	54°F - 30°dH
Water cycle consumption	3,2 l	Inlet pressure	2,5-6 bar / 250-600 kPa

Electrical Connection

Plug	Not present	Optional electrical connection	230 V 3~ / 15 A / 5,2 kW / 50 Hz; 220 V~ / 12 A / 2,7 kW / 50 Hz; 230 V~ / 13 A / 2,9 kW / 50 Hz; 230 V~ / 17 A / 3,7 kW / 50 Hz
------	-------------	--------------------------------	--

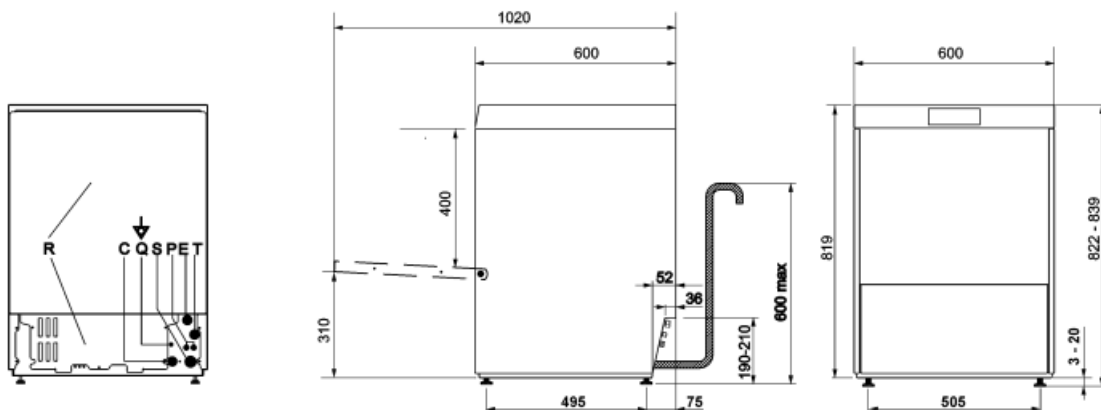
Equipments

Drain pump	Yes	Detergent load	1,5 l/h
Peristaltic detergent doser	Electronic control	Rinse load	0,4 l/h
Peristaltic rinse-aid doser	Electronic control	Cycle counter	Yes
		Partial renewal of water in the tank and built-in drain pump	Yes

Chemicals level probe	Yes, with optional kit KITSONLIV	Trays washing option GN1/1 530x325mm	Yes
Default chemicals dosing unit of measure	gr/lt	Water supply pipe diameter	DN15 - ½"
Automatic incorporated softener	Yes	Drain supply pipe diameter	DN20-G ¾"
Thermostop system	Yes	Detergent (red) hose lenght	2,2m
Soft Start system	Yes	Rinse aid (blue) hose lenght	2,2m
Stand-by system	Yes		
Automatic start	Yes, default OFF		

Accessories Included

Dish basket	1x PB50D01	Water supply hose	Yes - 2m
Cutlery basket	1x PHOOS02	Drain hose	Yes - 2m
Flat basket	1x PB50G02		



R	PANNELLO RETRO LOWER BACK PANEL
Q	MORSETTO EQUIPOTENZIALE EARTH TERMINAL
P	TUBI POMPE PERISTALTICHE PERISTALTIC HOSES
E	CAVO ALIMENTAZIONE ELETTRICA ELECTRICITY SUPPLY CABLE
S	TUBO DI SCARICO DRAIN HOSE
T	ENTRATA CAVO DI ALIMENTAZIONE DOSATORE ESTERNO EXTERNAL DISPENSER POWER CABLE ENTRY POINT
C	TUBO DI CARICO FILLER HOSE

Not included accessories

WB50PG5

Wire basket for no. 25 plastic glasses with flat bottom, 500x500x260 mm


WH00S01

Wire insert for 12 small dishes



PB50G02

Universal flat bottom polypropylene basket, 500x500x170 mm



WB50G01

Universal wire basket with flat bottom, 500x500x123 mm



WB50G02

Wire basket for 90 mm diameter max glasses with sloped bottom, 500x500x170 mm



WB50G04

Wire basket for glasses 135 mm diameter max, with sloped bottom, 500x500x170 mm



WB50G03

Wire basket for 72 mm diameter glasses with inclined bottom, 500x500x235 mm



KITSONLIV

Probe level kit for double wall models



PHOOS01

Polypropylene single basket for cutlery




WB50T02

Wire basket for 7 trays GN1/1 h 20 mm, 500x500 mm



PB50D01

Polypropylene basket for 18 plates, 500x500x105 mm



KITDETKCC500

Kit for detergent (1l) and rinse aid (1l) storage for dishwashers and glasswashers 500 double wall



PHOOS02

6 compartments polypropylene basket for cutlery



WS5

Underframe for glasswashers 500mm



Symbols glossary (TT)



SUITABLE FOR GASTRONORM TRAY



HTR RINSING SYSTEM



MAX. USABLE HEIGHT 400mm



5 STAGE FILTER