

# UKC8173N1E



<b>Product Family</b>	Refrigerator
<b>Installation</b>	Built-in
<b>Category</b>	Bottom Mount
<b>Built-in niche</b>	178
<b>Reference width</b>	Until 60 cm
<b>Reference height</b>	160 - 200 cm
<b>Cooling type</b>	Fan assisted refrigerator, no-frost freezer
<b>Defrost</b>	Automatic
<b>Hinge type</b>	Sliding
<b>Kitchen panel</b>	Not supplied
<b>Hinge position</b>	Right
<b>Reversible door</b>	Yes
<b>EAN code</b>	8017709331726



## Aesthetics



<b>Aesthetics</b>	Universal	<b>Logo</b>	Silk screen
<b>Colour</b>	White	<b>Door shelves profile colour</b>	Silver
<b>Material</b>	Metal sheet	<b>Drawers profile colour</b>	Silver
<b>Handle type</b>	Fixed	<b>Colour of glass shelf profile</b>	Chrome
<b>Side material</b>	Steel	<b>Display</b>	LED
<b>Side colour</b>	White	<b>Display position</b>	Interior

## Refrigerator compartment features



<b>No. of adjustable shelves</b>	4	<b>Type of crisper/vegetable drawers cover</b>	Glass
<b>Number of fruit and vegetables drawers</b>	2	<b>No. of lights</b>	1
<b>Shelves material</b>	Glass	<b>Internal light in fridge</b>	Yes
<b>Type of crisper/vegetable drawers cover</b>	Standard	<b>Type of internal light (fridge)</b>	LED
<b>Crisper Cover</b>	Yes		

## Refrigerator Inner Door

<b>No. of door shelves with transparent cover</b>	1	<b>No. of bottle shelves</b>	1
---	---	------------------------------	---

Number of adjustable door shelves 2

## Other Refrigerator features

Accessories Egg tray

## Freezer compartment features

Number of drawers 3

## Other Freezer features

Accessories 1 ice box

## Other technical features



Functions display	Fast freezing
Fast freezing button	Yes
Type of temperature control	Electronic
No. of compressors	1
Refrigerant gas type	R600a
Type of compressor	Standard
Refrigerant Quantity (g)	50 g
Foam agent	Cyclopentane

## Performance / Energy Label



Annual energy consumption	216 kWh/year	Noise level	35 dB(A) re 1 pW
Energy efficiency class	E	Thaw time	9,50 h
Airborne acoustical noise emission class	B	4 star - Freezing capacity	4,5 kg/24h
Total volume	257 l	Climatic class	SN, N, ST, T
Sum of the volumes of the frozen compartment(s)	62 l	EEl	100 %
Sum of the volumes of the chill compartment(s) and the unfrozen compartment(s)	195 l		

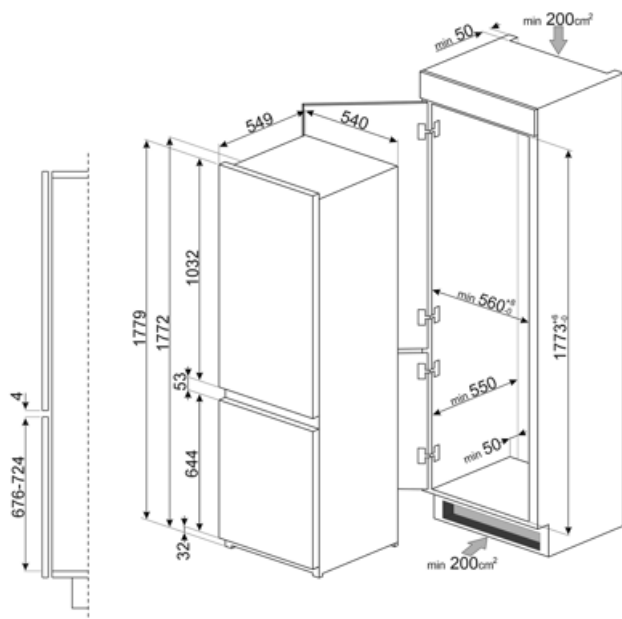
## Electrical Connection

Nominal power	100 W	Frequency (Hz)	50 Hz
---------------	-------	----------------	-------

Current	1,1 A	Power supply cable length	240 cm
Voltage (V)	230-240 V	Plug	(G) UK e Singapore

## Logistic Information








Width (mm)	546 mm	Depth of the built-in niche	550 mm
Width of the built-in niche	560 mm	Product Height with feet	1772 mm
Depth without handle	549 mm	Height of the built-in niche	1780 mm



---

## Symbols glossary

---

- |  |   |   |   |
|--|---|---|---|
|  | The automatic defrost system works by automatically defrosting at regular intervals eliminating the need to defrost altogether. |  | Energy efficiency class E   |
|  | LED display: to show programmes, functions and options selected and the time to the end of the cycle.                           |  | Fast freezing: The fast freezing function brings the temperature of the compartment down when activated a few hours prior to usage. |
|  | LED interior lighting: is a more energy efficient and long lasting way of illuminating the interior of the appliance.           |  | Built-in niche  |
|  | No Frost: The No Frost and Frost free systems prevent ice from forming so that no defrosting is required.                       |   |   |