

UW60132D

Family	Professional dishwasher
Subfamily	Utensilwasher
Type	Utensilwasher
Crockery	Crockery; Cutlery; EN 600x400 trays; GN1/1 trays; Utensils
Basket dimensions	600x1320 mm
Rinse pump	HTR system
Boiler type	Atmosferic boiler
Wash pump	Standard
Power connection	400 V 3N~ / 45 A / 18,6 kW / 50 Hz
Product dimensions WxDxH	1450x860x2100 mm



Target

Industries	Hotels; Ristoranti / Catering; Bakeries / Pastry shops; Food Industries; Care facilities ; Grocery shops / Food retail; Catering; Commercial food services; Butcher shops / Delicatessens
-------------------	---

Aesthetics

Led color	Red
------------------	-----

Technical Features

Trays washing option	Yes	Detergent load	1,5 l/h
Water consumption per cycle	7,5 l	Rinse load	0,4 l/h
Wash temperature (min-max)	60 °C	Usable load height	860 mm
Rinse temperature (min-max)	78°C	Height open door	2465 mm
Min. water connection temperature	8°C	Depth with open door	1255 mm
Max. inlet temperature	60°C	Maximum height no-basket washing	860 mm
Max water hardness	8°f-5dh / 14°f-8dh		

Programs

Program table	Utensil washer
Utensil washers programs	120" (92" at 60°C - rinse 18" at 85°C); 240" (212" at 60°C - 10" dripping pause - rinse 18" at 85°C); Endless at 60°C - 10" dripping pause - rinse 18" at 85°C
Maximum basket/hour	30
Maximum dishes/hour	

Electrical Connection

Tank heating element power	6000 W	Default connection	18600 W
Boiler heating element power	12000 W	Optional electrical connection	230 V~ / 78,2 A / 18 kW / 50 Hz
UW wash pump power	3x2200W	Plug	Not present

Interface

Display	4 digit	On/Off button	Yes
Number of buttons	3		

Construction

Tank Construction	With printed base	Filter	2-stages filter system
Tank material	Single wall	Tank capacity	130 l
Back panel	Stainless steel AISI 304	Boiler capacity	17 l
Upper washing system	Galvanized	Noise	Lpa 51,7 dBA
Lower washing system	Two 3-arms washing and two split rinse spray arms, stainless steel	Protection class	IPX4
Tank filter	Two 4-arms washing and two split rinse spray arms, stainless steel	Adjustable feet	Yes
Rack guides	Stainless steel	Drain max. height	950 mm
	Welded		

Accessories Included

Water supply hose	Yes - 2,5m	Drain hose	Yes - 2m
--------------------------	------------	-------------------	----------

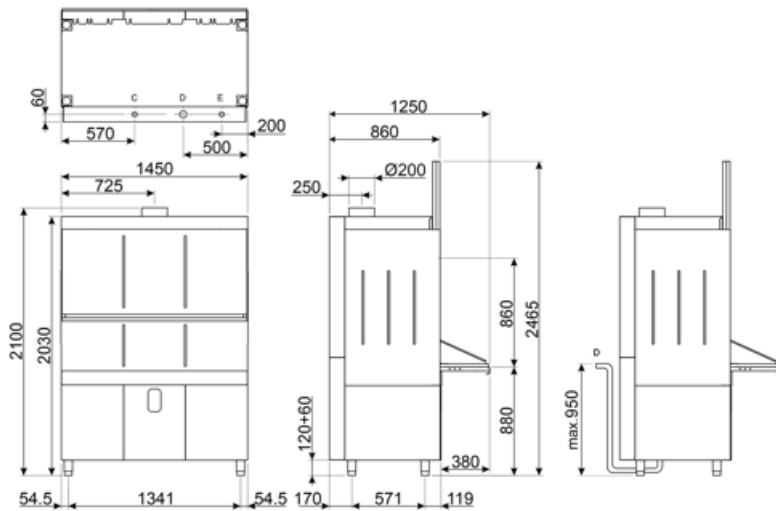
Equipments

Peristaltic detergent dispenser	Manual	Water supply pipe diameter	DN15 - ½"
--	--------	-----------------------------------	-----------

Peristaltic rinse-aid dispenser	Manual	Drain supply pipe diameter	DN20-G 3/4"
Rinse boiler Thermostop system	Yes - default	Detergent (red) hose length	2,2m
Wash pump soft start system	Yes	Rinse aid (blue) hose length	2,2m
Break tank	Yes		

Logistic Information

EAN code	8017709207960	Net weight	335,000 kg
Packed product dimensions (WxDxH)	980x1560x2230 mm	Gross weight (kg)	376,000 kg




D = SCARICO 1 1/2", VIDANGE 1 1/2", DRAIN 1 1/2", ABFLUSS 1 1/2", DESAGÛE 1 1/2", CIBB 1 1/2"

C = CARICAMENTO ACQUA 1/2" GAS, CHARGEMENT EAU 1/2" GAZ, WATER INLET 1/2" GAS, ZUFLUSS 1/2" GAS, CARGA AGUA 1/2" GAS, НАПОЛ БОДИ 1/2" GAS

E = ALLACCIAMENTO ELETTRICO, BRANCHEMENT ELECTRIQUE, ELECTRIC CONNECTION, ELEKTRISCHER ANSCHLUSS, CONEXION ELECTRICA, ЭЛЕКТРИЧЕСКОЕ ПОДКЛЮЧЕНИЕ

Compatible Accessories



WB60132G02

Utensilwasher grid, 1320x600 mm




WB6070G01

Universal basket with flat bottom,
700x600x305 mm



WH00B02

Block for sac à poche



WH00S02

Basket for utensils, 150x150x250 mm

Benefit (TT)

Interface

Control panel with electronic buttons

The electronic control panel features an intuitive interface with soft-touch buttons, allowing easy selection of one of the three wash programmes: short, medium, or intensive. There are also buttons for power, selection, and cycle start. The display provides real-time monitoring of the tank and boiler temperature, as well as diagnostics, ensuring effortless and immediate control of the main functions.

2-stage system

Two-stage filtration system to ensure optimal washing performance and maximum water purity.

The filtration system is entirely made of AISI 304 stainless steel, ensuring maximum resistance, durability, and corrosion protection. It consists of two filtration stages: the first features a grid that prevents dirt residues from entering the tank, thereby avoiding water clouding; the second protects the washing pumps by retaining any debris that may accidentally enter the tank during filter cleaning.

HTR System

Consistent temperatures and pressures for uniform and effective dishwashing

Thanks to the HTR system (High Temperature Rinse) and the presence of the atmospheric boiler combined with the Thermostop, the cold inlet water does not enter the boiler during rinsing, ensuring a constant temperature of 85°C. The HTR system keeps the water hot for deep sanitisation and quick drying, ensuring constant pressure for uniform and effective cleaning.

Door

Split and balanced doors for maximum ergonomics, with double-skin construction

The split, balanced doors are designed to ensure maximum ergonomics during the loading and unloading of utensils, making the process easier and minimising operator effort. Furthermore, the double-skin construction not only provides a robust structure but also ensures excellent thermal and acoustic insulation, helping to maintain a consistent internal temperature and reduce noise levels during operation, further enhancing the user experience.

Soft-start system

Effective management of the washing pump to protect your glassware

The Soft-Start function initiates the wash cycle gently and gradually, progressively increasing the water pressure. This system has been designed to provide optimal protection for the most fragile items, such as crystal glasses, significantly reducing the risk of chipping or damage. At the same time, it ensures excellent cleaning performance, combining efficiency and safety in every wash cycle.

Wash pumps

Triple-pump washing system to effectively remove even the most stubborn dirt

The Smeg utensil washer is equipped with an innovative triple-pump washing system, designed to provide high power and an even distribution of water flow. This advanced technology ensures thorough and effective cleaning, removing even the most stubborn dirt residues.