

VS34/P3

Sink material	Stainless steel
Sink type	Welded bowl
No. of bowls	1
EAN code	8017709077952



Aesthetics



Aesthetics	Universal	Building in type	Standard
Series	Alba	Logo	Engraved
Colour	Stainless steel	Alternative colours available	Stainless steel PVD Black, Stainless steel PVD Copper, Stainless steel PVD Brass
Finishing	Brushed	Tap hole / precut tap hole	1 Tap hole

	Bowl type	Bowl dimensions, WxDxH (mm)	Bowl depth (mm)	Radius corner bowl	Overflow	Strainer position	Strainer dimension
Bowl	Traditional	340 x 400 x 210	210	80	Yes, flush fitted	Side bowl	3.5"

Technical Features



Dimensions of the product WxDxH (mm)	211x420x500 mm	Tap hole diameter	35 mm
Cutout dimension (mm)	400 X 480 mm	Gasket type	Sealing paste
Height from kitchen top	8 mm	No. of clips	8
Base unit size	45 cm	Type of clips	Standard
Tap hole	1		

Accessories Included

**Accessories for
installation**

Strainer, Siphon with
dishwasher outlet
connection, Fixing clips,
Gasket

□

Compatible Accessories



3712

Siphon single bowl sinks (dishwasher connection included)



DB34

Cestello in filo inox per abbinamento alle vasche di dimensione 340*400 mm



KITFD075

Waste disposal 0,75 HP Motor: 3/4 horsepower Fits all sinks with 3 1/2" waste outlet



RND1V

Rondò waste kit 1 bowl with standard overflow



CB34

Single Hardwood chopping board to fit 340 x 400 mm bowl



KITFD050

Waste disposal 0,5 HP Motor: 1/2 horsepower Fits all sinks with 3 1/2" waste outlet



KITFD100




Waste disposal 1 HP Motor: 1 horsepower Fits all sinks with 3 1/2" waste outlet



STABMIX

Tap brace

Symbols glossary

- | | | | |
|----------------------------------------------------------------------------------|--------------------------------------------------------------------------------------------|-----------------------------------------------------------------------------------|-----------------------------------------------------------------------|
|  | Cupboard width required for sink installation |  | Sink depth - depending on the model, the depth can be from 13 to 24,5 |
|  | Standard installation: Traditional installation in tabletop, suitable for any kitchen sets | | |

Benefit

One bowl

A single bowl for greater adaptability, capacity and space optimisation

Tap hole

The sink offers the option of pre-cut tap holes, allowing for direct tap installation and creating a more spacious, streamlined surface.