


# VSGX860MN

Sink material	Composite
Type	Composite bowl
No. of bowls	1
EAN code	8017709311735



## Aesthetics

	<b>Aesthetic</b>	Universale	<b>Logo</b>	Applied
	<b>Series</b>	Quadra	<b>Alternative colours available</b>	Cemento / Concrete
	<b>Colour</b>	Black	<b>Tap hole / precut tap hole</b>	Prepared
	<b>Building in type</b>	Standard		

	Bowl type RH	Bowl dimensions, WxDxH (mm)	Bowl depth (mm)	Radius corner right bowl (mm)	Overflow	Strainer position	Strainer dimension
RH Bowl	Minimum radius	796 x 386 x 215	215	6	Yes, flush fitted	Wall position	3.5"

## Technical Features

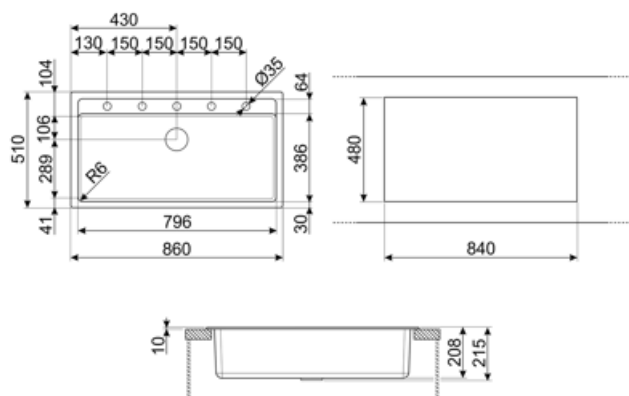


<b>Characteristics composite material</b>	Antibacterial, Easy to clean, Anti-scratch , Termal schock resistant, High temperatures resistant, Impact resistant, UV Resistant	<b>Base unit size</b>	90 cm
		<b>Tap hole</b>	1
		<b>Tap hole diameter</b>	35 mm
		<b>No. of clips</b>	8
		<b>Type of clips</b>	Standard
<b>Frame depth (mm)</b>	5		
<b>Dimensions of the product (mm)</b>	215x860x510 mm		

Cutout dimension 840 x 480 mm  
 topmount (mm)  
 Height from kitchen top 10 mm

## Accessories Included

Accessories for installation	Strainer, Savespace siphon with dishwasher outlet connection, Fixing clips	<b>Black matt standard waste kit and rectangular overflow</b>	Yes
Colander	Yes	<b>Black HPL chopping board</b>	Yes



---

## Compatible Accessories

---



### CB25MN

Single HPE chopping board to fit minimum radius bowls, black matt, measures 250 x 410 H 12 mm, dishwasher safe



### COL19H

St/Steel colander to fit MINIMUM radius mm bowl, measures 200 x 410 x 100 mm



### KITDSQ

Soap dispenser chrome finishing with square knob 40x40 mm



### KITFD075

Waste disposal 0,75 HP, Motor: 1/2 horsepower, Fits all sinks with 3 1/2" waste outlet



### COL19

St/Steel colander to fit MINIMUM radius mm bowl, measures 200 x 410 x 26 mm



### COL36

St/steel colander for MINIMUM radius bowls, measures 370 x 410 x 30 mm



### KITFD050

Waste disposal 0,5 HP, Motor: 1/2 horsepower, Fits all sinks with 3 1/2" waste outlet













### KITFD100

Waste disposal 1 HP, Motor: 1/2 horsepower, Fits all sinks with 3 1/2" waste outlet

---

## Symbols glossary

---

	Cupboard width required for sink installation		Sink depth - depending on the model, the depth can be from 13 to 24,5
	Standard installation: Traditional installation in tabletop, suitable for any kitchen sets		Antibacterial
	Antiscratch		Thermal shock resistant
	High temperatures resistant		Impact resistant
	Easy to clean		UV protection, does not fade over time.

## Benefit (TT)

---

### **One bowl**

A single bowl for greater adaptability, capacity and space optimisation

### **Colander**

Colander included for improved convenience in the kitchen and draining directly into the sink

### **Tap hole possibility**

Possibility of having the tap hole for direct installation of the tap on the sink, for a larger and neater surface area

### **Black board**

Cutting board included for efficient use of available space