


# VSTR3434-2

Materiaal	Inox
Type spoelbak	Geflankeerde spoelbakken
Aantal spoelbakken	2
EAN-code	8017709190576




## Design

	<b>Design</b>	Universeel	<b>Type inbouw</b>	Onderbouw
	<b>Kleur</b>	Inox	<b>Logo</b>	In reliëf
	<b>Afwerking</b>	Geborsteld inox	<b>Geperforeerde opening voor kraan</b>	Geen geperforeerde opening voor kraan
	<b>Series</b>	Mira		

	Type spoelbak	Staaldikte spoelbak (mm)	Afmetingen spoelbak, BxHxD (mm)	Diepte spoelbak (mm)	Hoekradius spoelbak	Overloop spoelbak	Positie crepine	Afmeting crepine
Spoelbak rechts	Minimum radius	1	340 x 400 x 200	200	15	Ja, verzonken	Wandkap	8,89 cm
Spoelbak links	Minimum radius	1	340 x 400 x 200	200	15	Ja, verzonken	Wandkap	8,89 cm

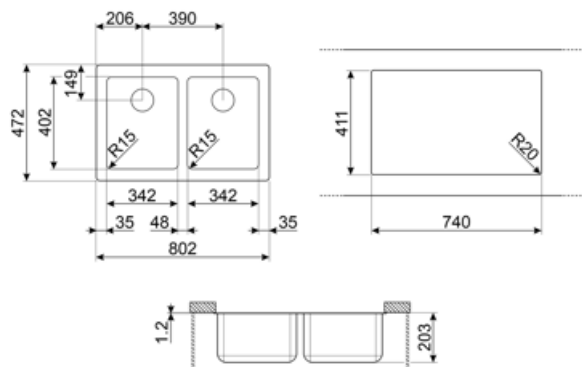
## Technische specificaties

	<b>Frame dikte</b>	1 mm	<b>Diameter kraangat</b>	35 mm
	<b>Afmetingen product (mm)</b>	200x802x472 mm	<b>Inox tussenstuk spoelbak</b>	48 mm
	<b>Cutout dimension undermount (mm)</b>	411*740 mm	<b>Aantal haken</b>	8
	<b>Afmeting inbouwmeubel</b>	90 cm	<b>Type haken</b>	Onderbouw haken

## Meegeleverde accessoires

Accessoires voor  
installatie inbegrepen

Crepine, Sifon met  
vaatwasseraansluiting,  
Montagehaken



---

## Compatible Accessories

---



**3713**

Siphon double bowls sinks (dishwasher connection included)



**DB34**

St/steel drain basket to fit STD radius 340 x 400 bowl, 180 mm depth



**KITFD050**

Waste disposal 0,5 HP, Motor: 1/2 horsepower, Fits all sinks with 3 1/2" waste outlet



**KITFD075**

Waste disposal 0,75 HP, Motor: 1/2 horsepower, Fits all sinks with 3 1/2" waste outlet



**KITFD100**

Waste disposal 1 HP, Motor: 1/2 horsepower, Fits all sinks with 3 1/2" waste outlet



**RND1V**

Rondò waste kit 1 bowl with standard overflow

---

## Symbols glossary

---



Cupboard width required for sink installation.



Sink depth - depending on the model, the depth can be from 13 to 24,5.



Under table top installation: The sink is fixed under tabletop, which extends the work surface and the depth of the sink.