

VSTR3434-2

Sink material Stainless steel
Type Side by side undermount bowls
No. of bowls 2
EAN code 8017709190576



Aesthetics



Aesthetic	Universale	Building in type	Undermount
Colour	Stainless steel	Logo	Embossed
Finishing	Brushed	Tap hole / precut tap hole	No Taphole
Series	Mira		

	Bowl type RH	Bowl thickness (mm)	Bowl dimensions, WxDxH (mm)	Bowl depth (mm)	Radius corner right bowl (mm)	Overflow	Strainer position	Strainer dimension
RH Bowl	Minimum radius	1	340 x 400 x 200	200	15	Yes, flush fitted	Wall position	3.5"
LH Bowl	Minimum radius	1	340 x 400 x 200	200	15	Yes, flush fitted	Wall position	3.5"

Technical Features

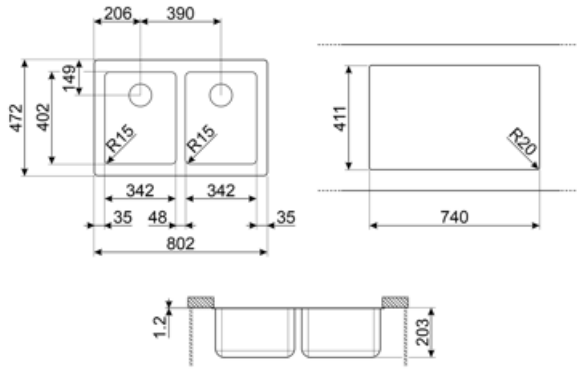


Frame thickness	1 mm	Tap hole diameter	35 mm
Dimensions of the product (mm)	200x802x472 mm	Dividing wall width	48 mm
Cutout dimension undermount (mm)	411*740 mm	No. of clips	8
Base unit size	90 cm	Type of clips	Undermount clip

Accessories included

Accessories for
installation

Strainer, Savespace siphon
with dishwasher outlet
connection, Fixing clips



Compatible Accessories



3713

Siphon double bowls sinks (dishwasher connection included)



DB34

St/steel drain basket to fit STD radius 340 x 400 bowl, 180 mm depth



KITFD050

Waste disposal 0,5 HP, Motor: 1/2 horsepower, Fits all sinks with 3 1/2" waste outlet



KITFD075

Waste disposal 0,75 HP, Motor: 1/2 horsepower, Fits all sinks with 3 1/2" waste outlet



KITFD100




Waste disposal 1 HP, Motor: 1/2 horsepower, Fits all sinks with 3 1/2" waste outlet



RND1V

Rondò waste kit 1 bowl with standard overflow

Symbols glossary

- | | | | |
|----------------------------------------------------------------------------------|---------------------------------------------------------------------------------------------------------------------------|-----------------------------------------------------------------------------------|------------------------------------------------------------------------|
|  | Cupboard width required for sink installation. |  | Sink depth - depending on the model, the depth can be from 13 to 24,5. |
|  | Under table top installation: The sink is fixed under tabletop, which extends the work surface and the depth of the sink. | | |