

# VZ45CT

Sink material Composite  
Type Composite bowl  
No. of bowls 1  
EAN code 8017709311711



## Aesthetics



Aesthetic Universale  
Series Quadra  
Colour Cement / Concrete  
Building in type Standard  
Logo  
Alternative colours available  
Tap hole / precut tap hole  
On overflow  
Black, White, Cream, Beige, EXTRA White, EXTRA Black  
Prepared

	Bowl type	Bowl dimensions, WxDxH (mm)	Bowl depth (mm)	Radius corner bowl	Overflow	Strainer position	Strainer dimension
Bowl	Minimum radius	400 x 400 x 210	210	5	Yes, traditional	Wall position	3.5"

## Technical Features



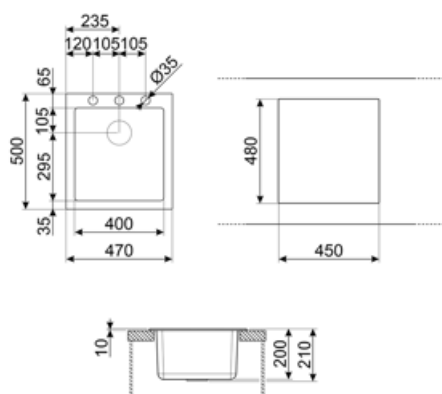
Characteristics composite material Antibacterial, Easy to clean, Anti-scratch , Termal schock resistant, High temperatures resistant, Impact resistant, UV Resistant  
Dimensions of the product (mm) 210x470x500 mm  
Cutout dimension topmount (mm) 450 X 480 mm  
Height from kitchen top 10 mm  
Tap hole 1  
Tap hole diameter 35 mm  
No. of clips 4  
Type of clips Standard

Base unit size 45 cm

## Accessories included

Accessories for installation

Strainer, Savespace siphon with dishwasher outlet connection, Fixing clips



## Compatible Accessories



### CB25MN

Single HPE chopping board to fit minimum radius bowls, black matt, measures 250 x 410 H 12 mm, dishwasher safe



### COL19

St/Steel colander to fit MINIMUM radius mm bowl, measures 200 x 410 x 26 mm



### COL36

St/steel colander for MINIMUM radius bowls, measures 370 x 410 x 30 mm



### KITFD050

Waste disposal 0,5 HP, Motor: 1/2 horsepower, Fits all sinks with 3 1/2" waste outlet



### KITFD100

Waste disposal 1 HP, Motor: 1/2 horsepower, Fits all sinks with 3 1/2" waste outlet



### CB28QU

Single HPL chopping board for minimum radius, oak, measures 280 x 418 H 12 mm



### COL19H

St/Steel colander to fit MINIMUM radius mm bowl, measures 200 x 410 x 100 mm



### KITDSQ

Soap dispenser chrome finishing with square knob 40x40 mm













### KITFD075

Waste disposal 0,75 HP, Motor: 1/2 horsepower, Fits all sinks with 3 1/2" waste outlet

---

## Symbols glossary

---

	Antibacterial		Antiscratch
	Cupboard width required for sink installation		Sink depth - depending on the model, the depth can be from 13 to 24,5
	Standard installation: Traditional installation in tabletop, suitable for any kitchen sets		Easy to clean
	High temperatures resistant		Impact resistant
	Thermal shock resistant		UV protection, does not fade over time.

---

## Benefit (TT)

---

### **One bowl**

A single bowl for greater adaptability, capacity and space optimisation

### **Tap hole possibility**

Possibility of having the tap hole for direct installation of the tap on the sink, for a larger and neater surface area