

# VZP45B

**Sink material** Composite  
**Type** Composite bowl  
**No. of bowls** 1  
**EAN code** 8017709294113



## Aesthetics



<b>Aesthetic</b>	Universale	<b>Logo</b>	On overflow
<b>Colour</b>	White	<b>Alternative colours available</b>	Dove Gray, Black, Cemento / Concrete
<b>Series</b>	Quadra	<b>Tap hole / precut tap hole</b>	No Taphole
<b>Building in type</b>	Standard, Undermount		

	Bowl type	Bowl dimensions, WxDxH (mm)	Bowl depth (mm)	Radius corner bowl	Overflow	Strainer position	Strainer dimension
Bowl	Minimum radius	400 x 400 x 215	215	10	Yes, flush fitted	Wall position	3.5"

## Technical Features



<b>Characteristics composite material</b>	Antibacterial, Easy to clean, Anti-scratch, Thermal shock resistant, High temperatures resistant, Impact resistant, UV Resistant	<b>Height from kitchen top</b>	6 mm
<b>Dimensions of the product (mm)</b>	215x456x456 mm	<b>Base unit size</b>	45, 50 cm
<b>Cutout dimension topmount (mm)</b>	446x446 mm	<b>No. of clips</b>	4
		<b>Type of clips</b>	Standard + undermount clip

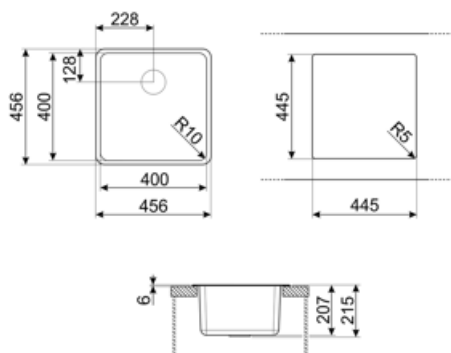
---

Cutout dimension undermount (mm)	400x400 mm
Undermount cutout radius	10 mm

## Accessories included

---

Accessories for installation	Strainer, Savespace siphon with dishwasher outlet connection, Fixing clips
---------------------------------	--



## Compatible Accessories



### CB25MN

Single HPE chopping board to fit minimum radius bowls, black matt, measures 250 x 410 H 12 mm, dishwasher safe



### COL19

St/Steel colander to fit MINIMUM radius mm bowl, measures 200 x 410 x 26 mm



### COL36

St/steel colander for MINIMUM radius bowls, measures 370 x 410 x 30 mm



### KITFD050

Waste disposal 0,5 HP, Motor: 1/2 horsepower, Fits all sinks with 3 1/2" waste outlet



### KITFD100

Waste disposal 1 HP, Motor: 1/2 horsepower, Fits all sinks with 3 1/2" waste outlet



### CB28QU

Single HPL chopping board for minimum radius, oak, measures 280 x 418 H 12 mm



### COL19H

St/Steel colander to fit MINIMUM radius mm bowl, measures 200 x 410 x 100 mm



### KITDSQ

Soap dispenser chrome finishing with square knob 40x40 mm



### KITFD075

Waste disposal 0,75 HP, Motor: 1/2 horsepower, Fits all sinks with 3 1/2" waste outlet

---

## Alternative products

---



**VZP45CT**

**Colour:** Cement / Concrete















**VZP45N**

**Colour:** Black

---

## Symbols glossary

---

	Antibacterial		Antiscratch
	Cupboard width required for sink installation.		Sink depth - depending on the model, the depth can be from 13 to 24,5.
	Standard installation: Traditional installation in tabletop, suitable for any kitchen sets.		Under table top installation: The sink is fixed under tabletop, which extends the work surface and the depth of the sink.
	Cupboard width required for sink installation		Thermal shock resistant
	High temperatures resistant		Impact resistant
	Easy to clean		UV protection, does not fade over time.

---

## Benefit (TT)

---

### **One bowl**

A single bowl for greater adaptability, capacity and space optimisation