

# VZP56B

Sink material	Composite
Type	Composite bowl
No. of bowls	1
EAN code	8017709294052



## Aesthetics



Aesthetic	Universale	Logo	On overflow
Series	Quadra	Alternative colours available	Dove Gray, Black, Cemento / Concrete
Colour	White	Tap hole / precut tap hole	No Taphole
Building in type	Standard, Undermount		

	Bowl type	Bowl dimensions, WxDxH (mm)	Bowl depth (mm)	Radius corner bowl	Overflow	Strainer position	Strainer dimension
Bowl	Minimum radius	500 x 400 x 215	215	10	Yes, flush fitted	Wall position	3.5"

## Technical Features



Characteristics composite material	Antibacterial, Easy to clean, Anti-scratch , Termal schock resistant, High temperatures resistant, Impact resistant, UV Resistant	Height from kitchen top	6 mm
		Base unit size	60 cm
		No. of clips	4
		Type of clips	Standard + undermount clip
Dimensions of the product (mm)	215x556x456 mm		
Cutout dimension topmount (mm)	546x446 mm		

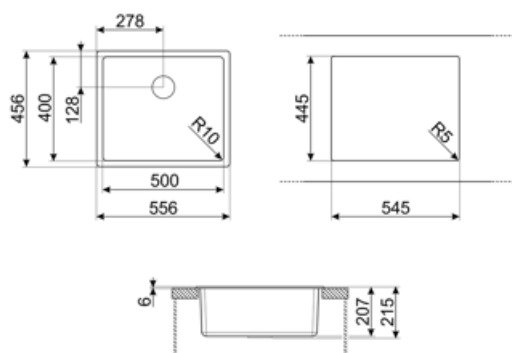
---

Cutout dimension undermount (mm)	500x400 mm
Undermount cutout radius	10 mm

## Accessories included

---

Accessories for installation	Strainer, Savespace siphon with dishwasher outlet connection, Fixing clips
---------------------------------	--



## Compatible Accessories



### CB25MN

Single HPE chopping board to fit minimum radius bowls, black matt, measures 250 x 410 H 12 mm, dishwasher safe



### COL19

St/Steel colander to fit MINIMUM radius mm bowl, measures 200 x 410 x 26 mm



### COL36

St/steel colander for MINIMUM radius bowls, measures 370 x 410 x 30 mm



### KITFD050

Waste disposal 0,5 HP, Motor: 1/2 horsepower, Fits all sinks with 3 1/2" waste outlet



### KITFD100

Waste disposal 1 HP, Motor: 1/2 horsepower, Fits all sinks with 3 1/2" waste outlet



### CB28QU

Single HPL chopping board for minimum radius, oak, measures 280 x 418 H 12 mm



### COL19H

St/Steel colander to fit MINIMUM radius mm bowl, measures 200 x 410 x 100 mm



### KITDSQ

Soap dispenser chrome finishing with square knob 40x40 mm














### KITFD075

Waste disposal 0,75 HP, Motor: 1/2 horsepower, Fits all sinks with 3 1/2" waste outlet

---

## Symbols glossary

---

	Antibacterial		Antiscratch
	Cupboard width required for sink installation		Sink depth - depending on the model, the depth can be from 13 to 24,5
	Standard installation: Traditional installation in tabletop, suitable for any kitchen sets		Under table top installation: The sink is fixed under tabletop, which extends the work surface and the depth of the sink.
	Easy to clean		High temperatures resistant
	Thermal shock resistant		Impact resistant
	UV protection, does not fade over time.		

---

## Benefit (TT)

---

### One bowl

A single bowl for greater adaptability, capacity and space optimisation