

VZP56CT

Sink material Composite
 Sink type Composite bowl
 No. of bowls 1
 EAN code 8017709294069



Aesthetics



Aesthetics Universal
Series Quadra
Colour Cement / Concrete
Building in type Standard, Undermount
Logo On overflow
Alternative colours available Dove Grey, Black, White
Tap hole / precut tap hole No Taphole

	Bowl type	Bowl dimensions, WxDxH (mm)	Bowl depth (mm)	Radius corner bowl	Overflow	Strainer position	Strainer dimension
Bowl	Minimum radius	500 x 400 x 215	200	10	Yes, flush fitted	Wall position	3.5"

Technical Features



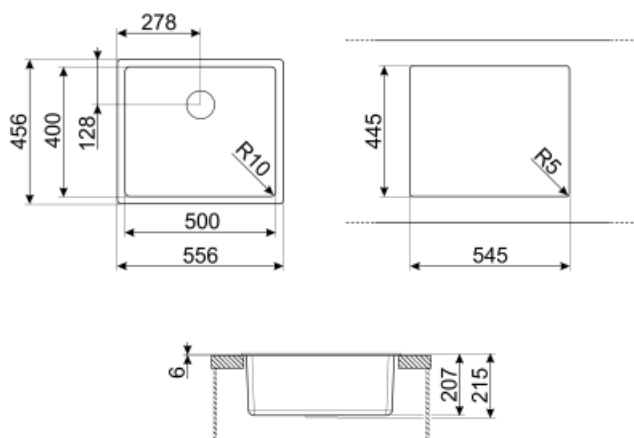
Characteristics composite material Strainer, Pre-assembled gasket, Siphon with dishwasher outlet connection, Siphon save space with dishwasher outlet connection, Fixing clips, Gasket, UV Resistant
Dimensions of the product WxDxH (mm) 215x556x456 mm
Cutout dimension (mm) 546x446 mm
Cutout dimension undermount (mm) 500x400 mm
Height from kitchen top 6 mm
Base unit size 60 cm
No. of clips 4
Type of clips Standard + undermount clip

Cutout radius 10 mm

Accessories Included

Accessories for installation

Strainer, Siphon with dishwasher outlet connection, Fixing clips



Not included accessories



KITFD050

Waste disposal 0,5 HP Motor: 1/2 horsepower Fits all sinks with 3 1/2" waste outlet



KITFD100

Waste disposal 1 HP Motor: 1 horsepower Fits all sinks with 3 1/2" waste outlet



COL19

St/Steel colander to fit MINIMUM radius mm bowl, measures 200 x 410 x 26 mm



CB25MN

Single HPE chopping board to fit minimum radius bowls, black matt, measures 250 x 410 H 12 mm, dishwasher safe



CB28QU

Single HPL chopping board for minimum radius, oak, measures 280 x 418 H 12 mm



COL36

St/steel colander for MINIMUM radius bowls, measures 370 x 410 x 30 mm



COL19H

St/Steel colander to fit MINIMUM radius mm bowl, measures 200 x 410 x 100 mm



KITDSQ












Soap dispenser Square knob



KITFD075

Waste disposal 0,75 HP Motor: 3/4 horsepower Fits all sinks with 3 1/2" waste outlet

Symbols glossary

	Cupboard width required for sink installation		Sink depth - depending on the model, the depth can be from 13 to 24,5
	Standard installation: Traditional installation in tabletop, suitable for any kitchen sets		Under table top installation: The sink is fixed under tabletop, which extends the work surface and the depth of the sink.
	Antibacterial		Antiscratch
	Thermal shock resistant		High temperatures resistant
	Impact resistant		Easy to clean
	UV protection, does not fade over time.		