

VZP56N

Sink material	Composite
Sink type	Composite bowl
No. of bowls	1
EAN code	8017709294076



Aesthetics



Aesthetics	Universal	Logo	On overflow
Series	Quadra	Alternative colours available	Dove Grey, White, Cemento / Concrete
Colour	Black	Tap hole / precut tap hole	No Taphole
Building in type	Standard, Undermount		

	Bowl type	Bowl dimensions, WxDxH (mm)	Bowl depth (mm)	Radius corner bowl	Overflow	Strainer position	Strainer dimension
Bowl	Minimum radius	500 x 400 x 215	215	10	Yes, flush fitted	Wall position	3.5"

Technical Features



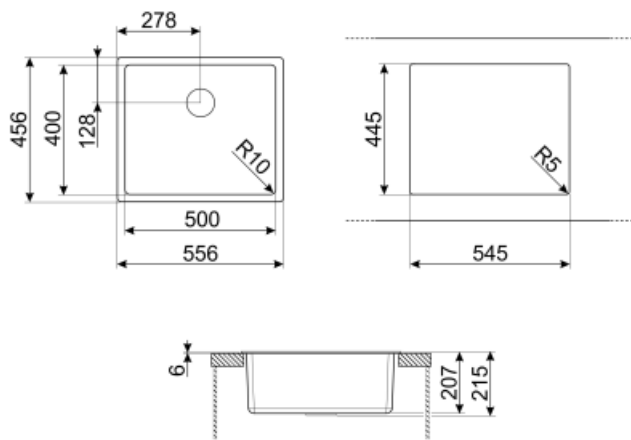
Characteristics composite material	Strainer, Pre-assembled gasket, Siphon with dishwasher outlet connection, Siphon save space with dishwasher outlet connection, Fixing clips, Gasket, UV Resistant	Height from kitchen top	6 mm
Dimensions of the product WxDxH (mm)	215x556x456 mm	Base unit size	60 cm
Cutout dimension (mm)	546x446 mm	No. of clips	4
Cutout dimension undermount (mm)	500x400 mm	Type of clips	Standard + undermount clip

Cutout radius 10 mm

Accessories Included

Accessories for installation

Strainer, Siphon with dishwasher outlet connection, Fixing clips



Not included accessories



KITFD050

Waste disposal 0,5 HP Motor: 1/2 horsepower Fits all sinks with 3 1/2" waste outlet



KITFD100

Waste disposal 1 HP Motor: 1 horsepower Fits all sinks with 3 1/2" waste outlet



COL19

St/Steel colander to fit MINIMUM radius mm bowl, measures 200 x 410 x 26 mm



CB25MN

Single HPE chopping board to fit minimum radius bowls, black matt, measures 250 x 410 H 12 mm, dishwasher safe



CB28QU

Single HPL chopping board for minimum radius, oak, measures 280 x 418 H 12 mm



COL36

St/steel colander for MINIMUM radius bowls, measures 370 x 410 x 30 mm



COL19H

St/Steel colander to fit MINIMUM radius mm bowl, measures 200 x 410 x 100 mm



KITDSQ












Soap dispenser Square knob



KITFD075

Waste disposal 0,75 HP Motor: 3/4 horsepower Fits all sinks with 3 1/2" waste outlet

Symbols glossary

	Cupboard width required for sink installation		Sink depth - depending on the model, the depth can be from 13 to 24,5
	Standard installation: Traditional installation in tabletop, suitable for any kitchen sets		Under table top installation: The sink is fixed under tabletop, which extends the work surface and the depth of the sink.
	Antibacterial		Antiscratch
	Thermal shock resistant		High temperatures resistant
	Impact resistant		Easy to clean
	UV protection, does not fade over time.		