













# WD3T964SSA

<b>EAN Code</b>	8017709296230
<b>Product Family</b>	Washer dryer
<b>Commercial width</b>	60 cm
<b>Commercial depth</b>	Standard capacity
<b>Installation</b>	Free-standing
<b>Load type</b>	Frontal



## Programs

<b>Controls</b>	Electronic
<b>Programmes graphics</b>	Written in EN
<b>No. of programmes</b>	15
<b>Programmes</b>	

Duvet	Rapid 12'	Daily Fast 60'
Eco 20°	 Cotton 40°	 Cotton 60°
 Anti-allergy	Cotton Dry	Cotton Wash & Dry
 Delicate drying	 Drain + Spin	Quick Wash & Dry
 Rinse	 Synthetics	 Wool
<b>Washing Temperature</b>		
Cool	20°C	30°C
40°C	60°C	90°C
<b>Special programmes</b>		
 Anti-allergy	 Wool	 Quick 12 min
 Quilt		

## Display

Residual time indicator                      delay start

### Display type



### Buttons/Options


Drying Option                                      Drying time                                      Options

Save+ / Express                                       Delay timer                                      Spin Speed

### Temperature


End of cycle indicator (light)                                      On display

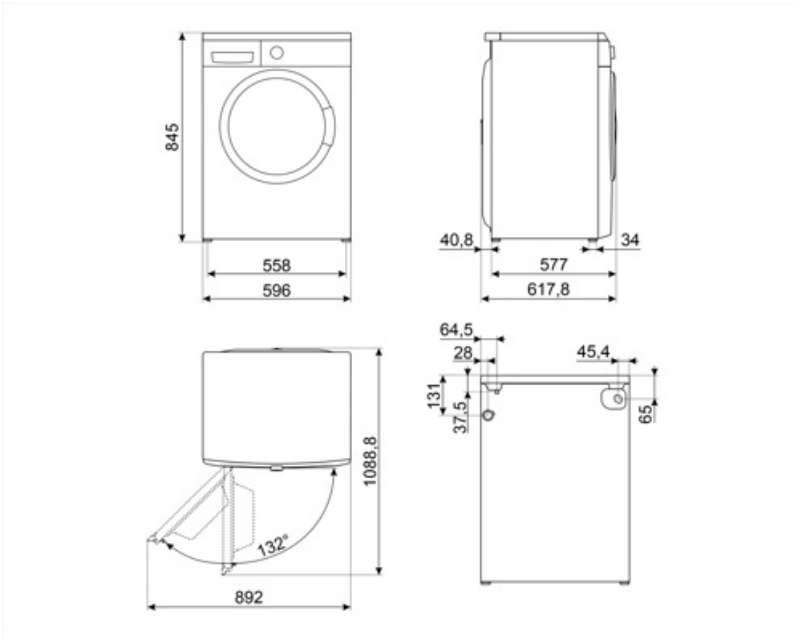
## Technical Features















Type of motor	Brushless/Inverter	Door opening	135°
Electronic control functioning	Yes	Automatic variable load	Yes
Programme selection knob	Yes	Antifoam system	Yes
Spin speed selection on display/LED	No spin/ 400/ 800/ 1000/ 1200/ 1400	Load balancing system	Automatic
Display/led for temperature regulation	Yes	Easy to access filter	Yes
Polypropilene tank	Yes	Child lock (functions block)	Control block
Basket	Stainless steel	Anti-flood system	Yes
Drum capacity	61 l	Water supply	Single, cold
Door diameter	33 cm		

## Performance / Energy Label

			
Washing loading capacity	9 kg	Noise level spinning	74 dB(A) re 1 pW
Drying loading capacity	6 kg	Noise level drying	60 dB(A) re 1 pW
Max spin speed	1400 giri/min	Energy consumption - Cotton 60° - Wash only	0.96 KWh
Energy efficiency class	A	Energy consumption (washing + drying)	6.12 KWh
Washing efficiency class	A	Duration of the normative programme	645 min.
Energy rating	AA		
Noise level washing	53 dB(A) re 1 pW	Energy annual consumption (washing+drying)	1224 KWh
		Water annual consumption (washing+drying)	23600 l



## Symbols glossary

			Variable load: In all models of washing machines is present the system of variable load, according to which the machine automatically diversifies the wash cycle and the time of operation depending on the quantity and type of laundry introduced, allowing a significant saving of water and energy power, up to 30% compared to the versions with fixed load.
	Automatic Load Balancing: provides an ideal distribution of laundry in the drum. In case if the imbalance is detected, the rotation speed starts being controlled in such way to evenly redistribute laundry in the drum, and thus reduce vibration.		Child lock: some models are fitted with a device to lock the programme/cycle so it cannot be accidentally changed.
	Delay timer: can be set to run the programme at a convenient time or to take advantage of off-peak energy periods.		LED display: to show programmes, functions and options selected and the time to the end of the cycle.
	33 cm: Large loading hatch of 30-32-33 cm in diameter, makes laundry loading and unloading easier and faster with maximum ease of use.		Gentle drying: program designed to get laundry ready for easy ironing.
	This option advises when the periodic cleaning of the filters is needed, in order to avoid forgetfulness and thus guarantee the perfect functioning of the dryer over time. The convenient position of the filters makes maintenance fast and extremely simple.		Smeg's evolution towards more intelligent and eco-friendly models has led to the choice of Inverter technology, which significantly reduces consumption.
	Antiallergic: Antiallergic program with particular attention to the total removal of residual detergent.		Cotton 40°: For soiled fabrics in cotton
	Cotton 60°: For soiled fabrics in cotton		To drain the water in the machine.
	Super fast 12 min: a programme designed to wash small amounts of laundry fast, ideal for washing lightly soiled garments.		Duvet: gentle cycle specific for duvet.
	Extra rinse: The Extra rinse option: can be added to the selected programme when more thorough cleansing of special fabrics is needed.		Synthetics: to wash your synthetic clothes (shirts, blouses, synthetic/cotton blends, etc.). It washes with a gentle action and has a shorter washing cycle compared to the Cottons programme. For curtains and tulle, use the Synthetic 40°C programme with prewash and anti-creasing functions selected. As their meshed texture causes excessive foaming, wash the veils/tulle by putting little amount of detergent into the main wash compartment. Do not put detergent in the prewash compartment.
	Wool: this programme for wool or delicate fabrics uses slower rotations of the drum to ensure the utmost care for clothing.		

