

WD3T964SSA

| | |
|------------------|-------------------|
| EAN Code | 8017709296230 |
| Product Family | Washer dryer |
| Commercial width | 60 cm |
| Commercial depth | Standard capacity |
| Installation | Free-standing |
| Load type | Frontal |



Programs

Controls

Programmes graphics

No. of programmes

Programmes

Electronic

Written in EN

15

Duvet

Rapid 12'

Daily Fast 60'

Eco 20°

 Cotton 40°

 Cotton 60°



Anti-allergy

Cotton Dry

Cotton Wash & Dry




Delicate drying

 Drain + Spin

Quick Wash & Dry



Rinse

 Synthetics

 Wool

Washing Temperature

Cool

20°C

30°C

40°C

60°C

90°C

Special programmes



Anti-allergy

 Wool

 Quick 12 min



Quilt

Display

Residual time indicator delay start

Display type



Buttons/Options


Drying Option Drying time Options

Save+ / Express  Delay timer Spin Speed

Temperature


End of cycle indicator (light) On display

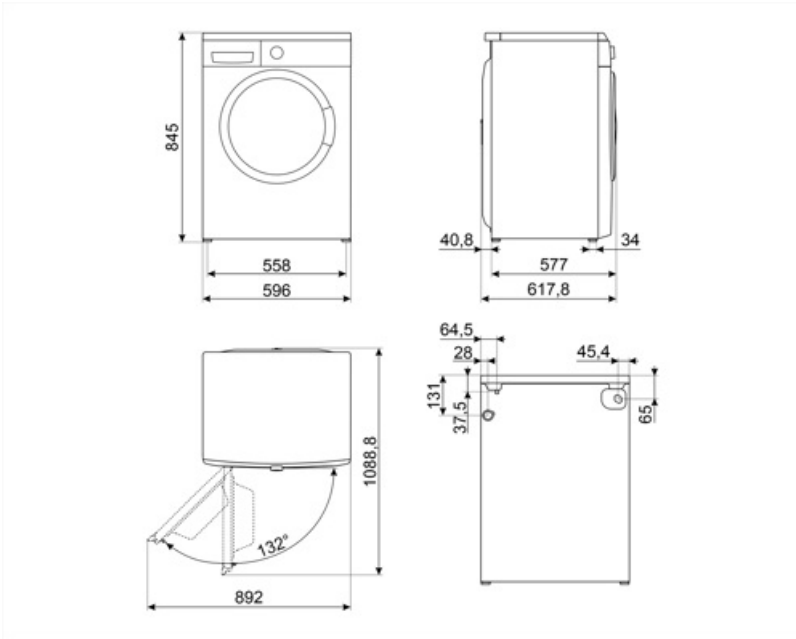
Technical Features






















| | | | |
|--|-------------------------------------|------------------------------|---------------|
| Type of motor | Brushless/Inverter | Door opening | 135° |
| Electronic control functioning | Yes | Automatic variable load | Yes |
| Programme selection knob | Yes | Antifoam system | Yes |
| Spin speed selection on display/LED | No spin/ 400/ 800/ 1000/ 1200/ 1400 | Load balancing system | Automatic |
| Display/led for temperature regulation | Yes | Easy to access filter | Yes |
| Polypropilene tank | Yes | Child lock (functions block) | Control block |
| Basket | Stainless steel | Anti-flood system | Yes |
| Drum capacity | 61 l | Water supply | Single, cold |
| Door diameter | 33 cm | | |

Performance / Energy Label

| | | | |
|--|------------------|---|------------------|
|  | | | |
| Washing loading capacity | 9 kg | Noise level spinning | 74 dB(A) re 1 pW |
| Drying loading capacity | 6 kg | Noise level drying | 60 dB(A) re 1 pW |
| Max spin speed | 1400 giri/min | Energy consumption - Cotton 60° - Wash only | 0,96 kWh |
| Energy efficiency class | A | Energy consumption (washing + drying) | 6,12 kWh |
| Washing efficiency class | A | Duration of the normative programme | 645 min |
| Energy rating | AA | | |
| Noise level washing | 53 dB(A) re 1 pW | Energy annual consumption (washing+drying) | 1224 kWh |
| | | Water annual consumption (washing+drying) | 23600 l |



Symbols glossary

| | |
|---|---|
|  <p>Variable load: In all models of washing machines is present the system of variable load, according to which the machine automatically diversifies the wash cycle and the time of operation depending on the quantity and type of laundry introduced, allowing a significant saving of water and energy power, up to 30% compared to the versions with fixed load.</p> |  <p>Automatic Load Balancing: provides an ideal distribution of laundry in the drum. In case if the imbalance is detected, the rotation speed starts being controlled in such way to evenly redistribute laundry in the drum, and thus reduce vibration.</p> |
|  |  <p>Child lock: some models are fitted with a device to lock the programme/cycle so it cannot be accidentally changed.</p> |
|  <p>Delay timer: can be set to run the programme at a convenient time or to take advantage of off-peak energy periods.</p> |  <p>LED display: to show programmes, functions and options selected and the time to the end of the cycle.</p> |
|  <p>33 cm: Large loading hatch of 30-32-33 cm in diameter, makes laundry loading and unloading easier and faster with maximum ease of use.</p> |  <p>Gentle drying: program designed to get laundry ready for easy ironing.</p> |
|  <p>This option advises when the periodic cleaning of the filters is needed, in order to avoid forgetfulness and thus guarantee the perfect functioning of the dryer over time. The convenient position of the filters makes maintenance fast and extremely simple.</p> |  <p>Smeg's evolution towards more intelligent and eco-friendly models has led to the choice of Inverter technology, which significantly reduces consumption.</p> |
|  <p>Antiallergic: Antiallergic program with particular attention to the total removal of residual detergent.</p> |  <p>Cotton 40°: For soiled fabrics in cotton</p> |
|  <p>Cotton 60°: For soiled fabrics in cotton</p> |  <p>To drain the water in the machine.</p> |
|  <p>Super fast 12 min: a programme designed to wash small amounts of laundry fast, ideal for washing lightly soiled garments.</p> |  <p>Duvet: gentle cycle specific for duvet.</p> |
|  <p>Extra rinse: The Extra rinse option: can be added to the selected programme when more thorough cleansing of special fabrics is needed.</p> |  <p>Synthetics: to wash your synthetic clothes (shirts, blouses, synthetic/cotton blends, etc.). It washes with a gentle action and has a shorter washing cycle compared to the Cottons programme. For curtains and tulle, use the Synthetic 40°C programme with prewash and anti-creasing functions selected. As their meshed texture causes excessive foaming, wash the veils/tulle by putting little amount of detergent into the main wash compartment. Do not put detergent in the prewash compartment.</p> |
|  <p>Wool: this programme for wool or delicate fabrics uses slower rotations of the drum to ensure the utmost care for clothing.</p> | |