













WD3T964SSA2

EAN Code	8017709344351
Product Family	Washer dryer
Commercial width	60 cm
Commercial depth	Standard capacity
Installation	Free-standing
Load type	Frontal



Programs

Controls	Electronic
Programmes graphics	Written in EN
No. of programmes	15
Programmes	

Duvet	Eco 40-60	Fast 60'
 Gentle Dry	Rapid 12'	 Wool & Silk
 Cotton	 Cotton 20°	 Anti-allergy
Cotton Dry	Cotton Wash & Dry	 Drain + Spin
Quick Wash & Dry	 Rinse	 Synthetics
Washing Temperature		
Cool	20°C	30°C
40°C	60°C	90°C
Special programmes		
 Gentle Dry	 Wool & Silk	 Anti-allergy
 Quick 12 min		

Display

Residual time indicator delay start

Display type



Buttons/Options

Drying Option Drying time Options

Save+ / Express  Delay timer Spin Speed

Temperature

End of cycle indicator (light) On display

Technical Features



Type of motor Brushless/Inverter

Electronic control Yes

Programme selection Yes

Spin speed selection on display/LED No spin/ 400/ 800/ 1000/ 1200/ 1400

Display/led for temperature regulation Yes

Polypropilene tank Yes

Basket Stainless steel

Drum capacity 61 l

Door diameter 33 cm

Door opening 135°

Automatic variable load Yes

Antifoam system Yes

Load balancing system Automatic

Easy to access filter Yes

Child lock (functions block) Control block

Anti-flood system Yes

Water supply Single, cold

Performance / Energy Label



Washing loading capacity 9 kg

Drying loading capacity 6 kg

Max spin speed 1400 giri/min

Energy efficiency class A

Washing efficiency class A

Energy rating AA

Noise level washing 53 dB(A) re 1 pW

Noise level spinning 74 dB(A) re 1 pW

Noise level drying 60 dB(A) re 1 pW

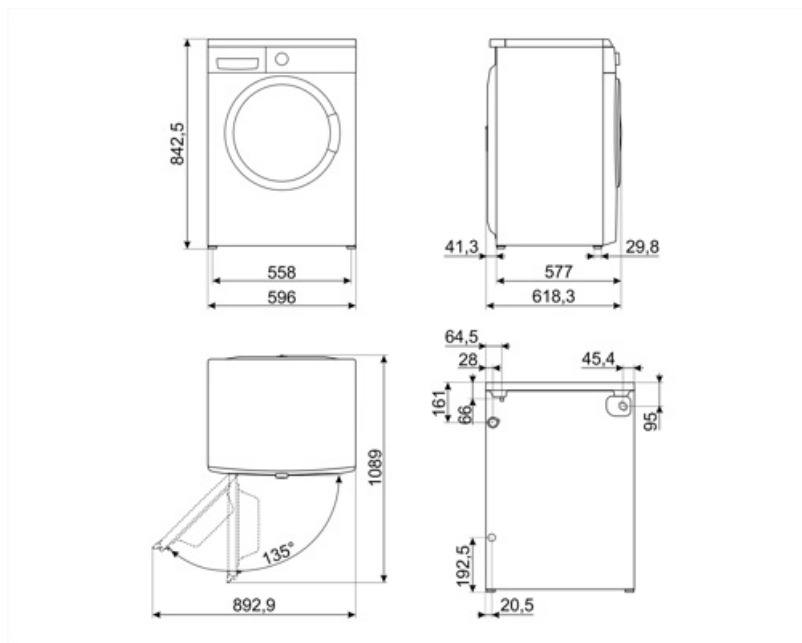
Energy consumption - Cotton 60° - Wash only 0,96 kWh

Energy consumption (washing + drying) 6,12 kWh



















Duration of the normative programme 645 min.

Energy annual consumption (washing+drying) 1224 kWh

Water annual consumption (washing+drying) 23600 l



Symbols glossary

			Variable load: In all models of washing machines is present the system of variable load, according to which the machine automatically diversifies the wash cycle and the time of operation depending on the quantity and type of laundry introduced, allowing a significant saving of water and energy power, up to 30% compared to the versions with fixed load.
	Automatic Load Balancing: provides an ideal distribution of laundry in the drum. In case if the imbalance is detected, the rotation speed starts being controlled in such way to evenly redistribute laundry in the drum, and thus reduce vibration.		Child lock: some models are fitted with a device to lock the programme/cycle so it cannot be accidentally changed.
	Delay timer: can be set to run the programme at a convenient time or to take advantage of off-peak energy periods.		LED display: to show programmes, functions and options selected and the time to the end of the cycle.
	33 cm: Large loading hatch of 30-32-33 cm in diameter, makes laundry loading and unloading easier and faster with maximum ease of use.		Gentle drying: program designed to get laundry ready for easy ironing.
	This option advises when the periodic cleaning of the filters is needed, in order to avoid forgetfulness and thus guarantee the perfect functioning of the dryer over time. The convenient position of the filters makes maintenance fast and extremely simple.		Smeg's evolution towards more intelligent and eco-friendly models has led to the choice of Inverter technology, which significantly reduces consumption.
	Antiallergic: Antiallergic program with particular attention to the total removal of residual detergent.		For lightly soiled fabrics in cotton and linen
	Cotton: For soiled fabrics in cotton		Delicate: Clothing such as underwear, hosiery and luxury fabrics should be dried on the delicate cycle to help extend the life of the clothing.
	To drain the water in the machine.		Super fast 12 min: a programme designed to wash small amounts of laundry fast, ideal for washing lightly soiled garments.
	Extra rinse: The Extra rinse option: can be added to the selected programme when more thorough cleansing of special fabrics is needed.		Synthetics: to wash your synthetic clothes (shirts, blouses, synthetic/cotton blends, etc.). It washes with a gentle action and has a shorter washing cycle compared to the Cottons programme. For curtains and tulle, use the Synthetic 40°C programme with prewash and anti-creasing functions selected. As their meshed texture causes excessive foaming, wash the veils/tulle by putting little amount of detergent into the main wash compartment. Do not put detergent in the prewash compartment.

Benefit (TT)

Up to 15 programmes

Up to 15 programmes to meet every daily need

LED Display

With soft touch control and LED lights for intuitive and fast setting and selection of each option

Easy Iron Option

Perfect fabrics thanks to the Easy Iron option that ventilates the laundry for up to 8 hours

Inverter

Greater energy efficiency, lower consumption, and longer lifespan by reducing wear and noise thanks to the Inverter motor

Giant door

Increased convenience and versatility, making loading and unloading laundry easier thanks to the new giant door opening