

# WDF12C7-1

EAN Code	8017709161897
Produktfamilie	Vollwaschtrockner
Komm. Breite	60 cm
Komm. Tiefe	Standard
Installation	Standgerät
Beladungstyp	Frontlader



## Programme

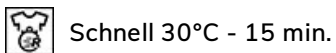
Bedienungsart	Elektronisch
Programmgrafik	Schriftzug (EN)
Schriftzüge/Sprachen-Clip	
Anzahl der Waschprogramme	15
Programme	

 Baumwolle	 Baumwolle ECO
 Abpumpen/Schleudern	 Hemden/Business
 Kurz 15 min.	 Mix
 Nacht	 Pflegeleicht
 Sport	 Spülen/Schleudern
 Synthetik	 Trocknen Normal
 Trocknen pflegeleicht	 Waschen
 Wolle	

### Variable Temperaturregelung

Kaltwäsche	30°C
40°C	60°C
75°C	90°C

### Sonderprogramme



Auto-Cleaning-System (Autom. Kondensatorreinigung) Ja

### Displayanzeige

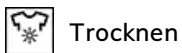

Restzeitanzeige Zeitvorwahl

Füllmengenvorgabe Programmstatus

### Display




### Sonderfunktionen



Anzeige Programmstatus Ja

Anzeige Programmende Ja

## Technische Eigenschaften



Effektiver Verbrauch

Motortyp Standard

Elektronische Ja

Unwuchtkontrolle

Programmwahl über Ja

Bedienknebel

Temperaturwahl über

Bedienknebel

Beladungsöffnung Ø 30 cm

Türöffnungswinkel 110°

Mengenautomatik Ja

Schaumerkennung Ja

Unwuchtkontrolle Ja

Flusensieb/Fremdkörperfalle Ja

herausnehmbar

Variable	Schleuderausschluss/ 500/	Tastensperre/Kindersicherung	Ja
Schleuderdrehzahl über Display/Led	600/ 800/ 1000/ 1200	Überlaufschutz	Ja
Temperaturregelung über Display	Ja	Wasseranschluss	kalt
Einspülkammer: Kunststoff (PP)	Ja	Serienzubehör	
Trommelmaterial	Edelstahl	Wechselseitiger Türanschlag der Möbeltür	
Trommelvolumen	52 l		
Einsatz für Flüssigwaschmittel	Ja		

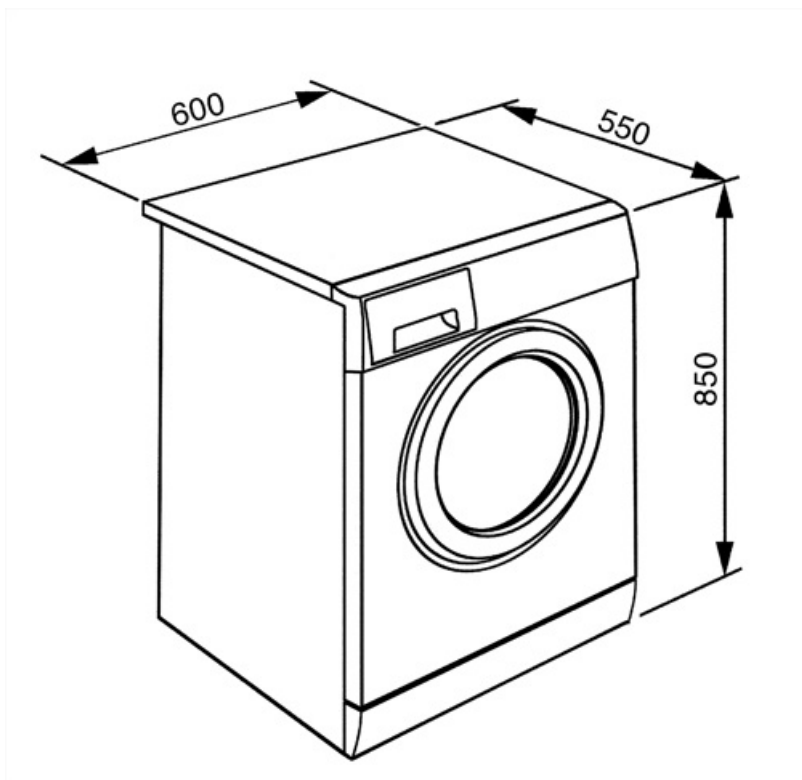
## Technische Daten / Energielabel



Nennkapazität Baumwollwäsche	7 kg	Energieverbrauch (Waschen und Trocknen)	5,44 kWh
Nennkapazität im Standard-Trocknungsprogramm für Baumwolle	4 kg	Wasserverbrauch (Waschgang) pro Zyklus	47 l
Max. Schleuderdrehzahl	1200 U/min	Wasserverbrauch (Waschen und Trocknen) im Standardprogramm Baumwolle	103 l
Energieeffizienzklasse auf einer Skala von A+++ (höchste Effizienz) bis D (geringste Effizienz)	B	Dauer des Standardprogramms	410 min
Waschwirkungsklasse auf einer Skala von A (höchste Effizienz) bis G (niedrigste Effizienz)	A	Energieverbrauch (Waschgang)	238 kWh
Energieeffizienzklasse	BA	Energieverbrauch (Waschen + Trocknen)	1088 kWh
Luftschallemissionen (Waschen)	59 dB(A) re 1 pW	Wasserverbrauch (Waschgang)	9400 l
Luftschallemissionen (Schleudern)	72 dB(A) re 1 pW	Wasserverbrauch (Waschen und Trocknen)	20600 l
Luftschallemissionen (Trocknen)	60 dB(A) re 1 pW	Restfeuchte	55 %
Energieverbrauch des Standardprogramms "Baumwolle" 60°C bei vollständiger Befüllung	1,19 kWh		














## Technische Daten / Energielabel - Reg. 2019 - bindend ab 1.3.2021

Name oder Handelsmarke des Lieferanten	SMEG
--	------



## Symbolverzeichnis

- |  |  |
|--|--|
|  <p>Easy Iron: this is an option which can be selected to ensure the finished laundry is left with less creases to make ironing easier.</p>  |  <p>Variable load: In all models of washing machines is present the system of variable load, according to which the machine automatically diversifies the wash cycle and the time of operation depending on the quantity and type of laundry introduced, allowing a significant saving of water and energy power, up to 30% compared to the versions with fixed load.</p> |
|  <p>Automatic Load Balancing: provides an ideal distribution of laundry in the drum. In case if the imbalance is detected, the rotation speed starts being controlled in such way to evenly redistribute laundry in the drum, and thus reduce vibration.</p> |  <p>Energieeffizienzklasse B</p>  |
|  <p>Kindersicherung: Eine Tastensperre, die einen ungewollten Zugriff auf die Funktionen verhindert.</p>   |  <p>Cold wash.</p>  |
|  <p>Delay timer: can be set to run the programme at a convenient time or to take advantage of off-peak energy periods.</p>   |  <p>LED-Display: zur optischen Anzeige der gewählten Programme, Funktionen und Optionen sowie die Restlaufzeit bis Programmende.</p>  |
|  <p>30 cm: Large loading hatch of 30-32-33 cm in diameter, makes laundry loading and unloading easier and faster with maximum ease of use.</p>   |  <p>Gentle drying: program designed to get laundry ready for easy ironing.</p>  |
|  <p>This shows the amount of laundry that can be inserted into the tumble dryer in KG.</p>   |  <p>This option advises when the periodic cleaning of the filters is needed, in order to avoid forgetfulness and thus guarantee the perfect functioning of the dryer over time. The convenient position of the filters makes maintenance fast and extremely simple.</p>   |
|  <p>Intensive option: this function extends the duration of the wash cycle and increases the intensity of the wash, ensuring a deeper cleaning for heavily soiled garments.</p>  |  <p>No spin option: this option allows to exclude the last spin phase, draing the water from the tank</p>   |
|  <p>Prewash: program designed for heavily soiled garments.</p>   |  <p>Cleaning programme: A cleaning programme has been created to maintain the performance of washer/dryers. The display shows automatically when cleaning is required.</p>  |
|  <p>Cotton: programme designed for washing medium to heavily soiled cotton garments, ensuring thorough and effective cleaning.</p>   |  <p>Eco 40-60: reference programme defined by EU regulations for measuring the energy performance of washing machines. Ideal for normally soiled cotton garments washable at 40 °C or 60 °C, it provides an excellent balance between cleaning performance and savings, although it requires a longer washing time.</p>   |
|  <p>Delicate: Clothing such as underwear, hosiery and luxury fabrics should be dried on the delicate cycle to help extend the life of the clothing.</p>  |  <p>To drain the water in the machine.</p>  |

- 
- |  |  |  |   |
|--|--|--|---|
|    | Program designed for clothes that have to be stored or used immediately.   |   | Verlängerte Nachspülung   |
|    | Mixed fabrics: this cycle is designed for lightly soiled laundry in a mix of cottons and synthetics, or can be used just to refresh stored items.              |   | PRG NACHT   |
|    | Quick 15 min.: ideal for small loads of lightly soiled garments, it guarantees a fast wash in a very short time.   |   | Super fast: a programme designed to wash small amounts of laundry fast, ideal for washing lightly soiled garments.  |
|    | Rinse and Spin: this programme is suitable for rinsing and spinning garments.  |   | Shirts: a cycle to wash shirts in a short time with the utmost care, using a delicate spin for easy ironing.  |
|    | Sport: programme designed to quickly wash sports and technical clothing, which undergo frequent washes, ensuring optimal hygiene and protection of the fibres. |   | Synthetics: programme designed for synthetic and mixed-fibre fabrics. Ideal for lightly to normally soiled garments, it uses moderate temperatures and a gentler washing action to protect the fibres and reduce creasing, ensuring effective cleaning without stressing the materials. |
|   | Wool: this programme for wool or delicate fabrics uses slower rotations of the drum to ensure the utmost care for clothing.                                    |  | Option that allow to reduce times of the selected program.  |
|  | Drum has maximum capacity of 7kg of dry laundry.   |  |   |