

WDF147X-2

EAN Code	8017709304379
Product Family	Washer dryer
Commercial width	60 cm
Commercial depth	Standard capacity
Installation	Free-standing
Load type	Frontal

Programs / Functions

Controls	Electronic
Programmes graphics	Written in EN
No. of programmes	15
Programmes	

Eco 40-60	Intensive drying	 Cotton
 Clean	 Delicate drying	 Delicates
 Drain + Spin	 Mix	 Night
 Quick wash 15 min	 Rinse + Spin	 Shirts
 Sport	 Synthetics	 Wool

Washing Temperature

Cool	20°C	30°C
40°C	80°C	90°C

Special programmes

 Wool	 Mix	 Night
 Quick 15 min	 Sport	

Special Clean programme, to remove residual fluff Yes

Display

Residual time indicator

delay start

Recommended load indicator

programme status indication

Display type

Buttons/Options

- Delay timer
- FlexiTime
- Prewash
- Additional rinse
- Anti-wrinkle (easy ironing)
- Intensive
- Drying












Programme progress indicator (light)

On display

End of cycle indicator (light)

On display

Technical Features

          																											
Type of motor	Standard	Door opening	180°	Electronic control functioning	Yes	Automatic variable load	Yes	Programme selection knob	Yes	Antifoam system	Yes	Load balancing system	Automatic	Easy to access filter	Yes	Child lock (functions block)	Control block	Display/led for temperature regulation	Yes	Anti-flood system	Yes	Autocleaning system	Yes	Aquastop system	Total	Water supply	Single, cold
Spin speed selection on display/LED	No spin/ 600/ 800/ 1000/ 1200/ 1400			Polypropilene tank	Yes			Basket	Stainless steel																		
Drum capacity	54 l																										
Liquid detergent accessory as standard	Yes																										
Door diameter	30 cm																										

Performance / Energy Label

				Washing loading capacity	7 kg	Energy consumption (washing + drying)	5.6 KWh
				Drying loading capacity	4 kg	Water consumption (washing) per cycle	49 l
				Max spin speed	1400 rpm	Water consumption (washing+drying) per cycle	89 l
				Energy efficiency class	B	Duration of the normative programme	420 min
				Washing efficiency class	A		
				Energy rating	BA		
				Noise level washing	59 dB(A) re 1pW		

Noise level spinning	75 dB(A) re 1pW	Energy annual consumption (washing)	260 KWh
Noise level drying	61 dB(A) re 1pW	Energy annual consumption (washing+drying)	1120 KWh
Energy consumption - Cotton 60° - Wash only	1.3 KWh	Water annual consumption (washing)	9800 l
		Water annual consumption (washing+drying)	17800 l
		Residual humidity percentage (%)	50 %

Performance / Energy Label NEW



Supplier's name or trademark	SMEG	Water consumption (washing cycle)	44 litre
Rated capacity washing cycle	7 kg	Water Consumption (complete cycle)	68 litre
Rated capacity complete cycle	4 kg	Spin-drying efficiency class	B
Energy efficiency class (washing cycle)	E	Airborne acoustical noise class	B
Energy efficiency class (complete cycle)	E	Airborne acoustical noise	75 dB(A) re 1 pW
Weighted energy consumption lavaggio	77 KWh	Programme duration at rated capacity	2:50 h:min
weighted energy consumption (ciclo complete)	266 KWh	Programme duration at rated capacity	5:30 h:min

Symbols glossary



Total acquastop: Most models of Smeg dishwashers are equipped with Acquastop Totale, which allows to avoid flooding as a result of water leakage. The system consists of a float sensor, disposed under the inner chamber of a dishwasher, which blocks water supply inside the appliance in case of water leakage into the lower tray. An additional electromagnetic valve on the water inlet hose also automatically blocks water supply if detecting water leakage in the hose. For Laundry: Total acquastop, the product is built with 3 levels of anti-flood devices to ensure protection against water leakage. For Laundry: Total acquastop, the product is built with 3 levels of anti-flood devices to ensure protection against water leakage.



Easy Iron: this is an option which can be selected to ensure the finished laundry is left with less creases to make ironing easier.



Variable load: In all models of washing machines is present the system of variable load, according to which the machine automatically diversifies the wash cycle and the time of operation depending on the quantity and type of laundry introduced, allowing a significant saving of water and energy power, up to 30% compared to the versions with fixed load.



Autocleaning system: Autocleaning system avoids the formation of lint and impurities inside the condensation system ensuring maximum reliability of the machine



Automatic Load Balancing: provides an ideal distribution of laundry in the drum. In case if the imbalance is detected, the rotation speed starts being controlled in such way to evenly redistribute laundry in the drum, and thus reduce vibration.



B: Product energy rating, measured from A+++ to D / G depending on the product family.



Child lock: some models are fitted with a device to lock the programme/cycle so it cannot be accidentally changed.



Delay timer: can be set to run the programme at a convenient time or to take advantage of off-peak energy periods.



LED display: to show programmes, functions and options selected and the time to the end of the cycle.



30 cm: Large loading hatch of 30-32-33 cm in diameter, makes laundry loading and unloading easier and faster with maximum ease of use.



Gentle drying: program designed to get laundry ready for easy ironing.




















This shows the amount of laundry that can be inserted into the tumble dryer in KG.



This option advises when the periodic cleaning of the filters is needed, in order to avoid forgetfulness and thus guarantee the perfect functioning of the dryer over time. The convenient position of the filters makes maintenance fast and extremely simple.



FlexiTime: The FlexiTime option allows the user to reduce the time of the cycle selected, providing extra flexibility and control.

	Intensive: this option intensifies the selected program. Cycle duration and water consumption are reduced by taking into account the type of laundry, while still guaranteeing excellent washing results, even in the case of stains that are difficult to eliminate.		Prewash: program designed for heavily soiled garments.
	Cleaning programme: A cleaning programme has been created to maintain the performance of washer/dryers. The display shows automatically when cleaning is required.		Cotton: For soiled fabrics in cotton
	Delicate: Clothing such as underwear, hosiery and luxury fabrics should be dried on the delicate cycle to help extend the life of the clothing.		To drain the water in the machine.
	Extra Rinse: Extra Rinse: adds an extra rinse cycle to that already provided in the program chosen, to remove any residual detergent. This function is particularly suitable for those with allergies or skin problems.		Mixed fabrics: this cycle is designed for lightly soiled laundry in a mix of cottons and synthetics, or can be used just to refresh stored items.
	Night: an ideal programme for those who want to take advantage of off-peak energy periods, this cycle is particularly quiet due to slower rotations of the drum.		Super fast 15 min: a programme designed to wash small amounts of laundry fast, ideal for washing lightly soiled garments.
	To drain the water into the basket + centrifuge action		Shirts: a cycle to wash shirts in a short time with the utmost care, using a delicate spin for easy ironing.
	Gym: Gym, a cycle designed for washing lightly soiled garments, ie sports wear, this is a fast wash which is also kind to fabrics.		Synthetics: to wash your synthetic clothes (shirts, blouses, synthetic/cotton blends, etc.). It washes with a gentle action and has a shorter washing cycle compared to the Cottons programme. For curtains and tulle, use the Synthetic 40°C programme with prewash and anti-creasing functions selected. As their meshed texture causes excessive foaming, wash the veils/tulle by putting little amount of detergent into the main wash compartment. Do not put detergent in the prewash compartment.
	Wool: this programme for wool or delicate fabrics uses slower rotations of the drum to ensure the utmost care for clothing.		Drum has maximum capacity of 7kg of dry laundry.
	Energy efficiency class E		