



















WDF147X-2

EAN Code	8017709304379
Product Family	Washer dryer
Commercial width	60 cm
Commercial depth	Standard capacity
Installation	Free-standing
Load type	Frontal

Programs

Controls	Electronic	
Programmes graphics	Written in EN	
No. of programmes	15	
Programmes		
Eco 40-60	Intensive drying	 Cotton
 Clean	 Delicate drying	 Delicates
 Drain + Spin	 Mix	 Night
 Quick wash 15 min	 Rinse + Spin	 Shirts
 Sport	 Synthetics	 Wool
Washing Temperature		
Cool	20°C	30°C
40°C	80°C	90°C
Special programmes		
 Wool	 Mix	 Night
 Quick 15 min	 Sport	
Special Clean programme, to remove residual fluff Yes		

Display

Residual time indicator

delay start

Recommended load indicator

programme status indication

Display type



Buttons/Options



Delay timer



FlexiTime



Prewash



Additional rinse



Anti-wrinkle (easy ironing)



Intensive



Drying

Programme progress indicator (light)

On display

End of cycle indicator (light)

On display

Technical Features



Type of motor

Standard

Electronic control functioning

Yes

Programme selection knob

Yes

Spin speed selection on display/LED

No spin/ 600/ 800/ 1000/ 1200/ 1400

Display/led for temperature regulation

Yes

Polypropylene tank

Yes

Basket

Stainless steel

Drum capacity

54 l

Liquid detergent accessory as standard

Yes

Door diameter

30 cm

Door opening

180°

Automatic variable load

Yes

Antifoam system

Yes

Load balancing system

Automatic

Easy to access filter

Yes

Child lock (functions block)

Control block

Anti-flood system

Yes

Autocleaning system

Yes

Aquastop system

Total

Water supply

Single, cold

Performance / Energy Label



Washing loading capacity

7 kg

Drying loading capacity

4 kg

Max spin speed

1400 giri/min

Energy efficiency class

B

Washing efficiency class

A

Energy rating

BA

Noise level washing

59 dB(A) re 1 pW

Energy consumption (washing + drying)

5,6 kWh

Water consumption (washing) per cycle

49 l

Water consumption (washing+drying) per cycle

89 l

Duration of the normative programme

420 min.

















Noise level spinning	75 dB(A) re 1 pW	Energy annual consumption (washing)	260 KWh
Noise level drying	61 dB(A) re 1 pW	Energy annual consumption (washing+drying)	1120 KWh
Energy consumption - Cotton 60° - Wash only	1,3 KWh	Water annual consumption (washing)	9800 l
		Water annual consumption (washing+drying)	17800 l
		Residual humidity percentage (%)	50 %

















Performance / Energy Label - Reg. 2019



Supplier's name or trademark	SMEG	Water consumption (washing cycle)	44 litre
Rated capacity washing cycle	7 kg	Water Consumption (complete cycle)	68 litre
Rated capacity complete cycle	4 kg	Spin-drying efficiency class	B
Energy efficiency class (washing cycle)	E	Airbone acoustical noise class	B
Energy efficiency class (complete cycle)	E	Airbone acoustical noise	75 dB(A) re 1 pW
Weighted energy consumption lavaggio	77 KWh	Eco 40-60 programme duration (Rated washing capacity)	2:50 h:min
weighted energy consumption (ciclo complete)	266 KWh	Wash and dry cycle duration (Rated capacity)	5:30 h:min

Symbols glossary

	<p>Total acquastop: Most models of Smeg dishwashers are equipped with Acquastop Totale, which allows to avoid flooding as a result of water leakage. The system consists of a float sensor, disposed under the inner chamber of a dishwasher, which blocks water supply inside the appliance in case of water leakage into the lower tray. An additional electromagnetic valve on the water inlet hose also automatically blocks water supply if detecting water leakage in the hose. For Laundry: Total acquastop, the product is built with 3 levels of anti-flood devices to ensure protection against water leakage. For Laundry: Total acquastop, the product is built with 3 levels of anti-flood devices to ensure protection against water leakage.</p>		<p>Easy Iron: this is an option which can be selected to ensure the finished laundry is left with less creases to make ironing easier.</p>
	<p>Variable load: In all models of washing machines is present the system of variable load, according to which the machine automatically diversifies the wash cycle and the time of operation depending on the quantity and type of laundry introduced, allowing a significant saving of water and energy power, up to 30% compared to the versions with fixed load.</p>		<p>Autocleaning system: Autocleaning system avoids the formation of lint and impurities inside the condensation system ensuring maximum reliability of the machine</p>
	<p>Automatic Load Balancing: provides an ideal distribution of laundry in the drum. In case if the imbalance is detected, the rotation speed starts being controlled in such way to evenly redistribute laundry in the drum, and thus reduce vibration.</p>		<p>Child lock: some models are fitted with a device to lock the programme/cycle so it cannot be accidentally changed.</p>
	<p>Energy efficiency class E</p>		<p>Delay timer: can be set to run the programme at a convenient time or to take advantage of off-peak energy periods.</p>
	<p>LED display: to show programmes, functions and options selected and the time to the end of the cycle.</p>		<p>30 cm: Large loading hatch of 30-32-33 cm in diameter, makes laundry loading and unloading easier and faster with maximum ease of use.</p>
	<p>Gentle drying: program designed to get laundry ready for easy ironing.</p>		<p>This shows the amount of laundry that can be inserted into the tumble dryer in KG.</p>
	<p>B: Product energy rating, measured from A+++ to D / G depending on the product family.</p>		<p>This option advises when the periodic cleaning of the filters is needed, in order to avoid forgetfulness and thus guarantee the perfect functioning of the dryer over time. The convenient position of the filters makes maintenance fast and extremely simple.</p>
	<p>Fingerprint proof stainless steel: Fingerprint proof stainless steel keeps stainless steel looking as good as new.</p>		<p>FlexiTime: The FlexiTime option allows the user to reduce the time of the cycle selected, providing extra flexibility and control.</p>

 <p>Intensive: this option intensifies the selected program. Cycle duration and water consumption are reduced by taking into account the type of laundry, while still guaranteeing excellent washing results, even in the case of stains that are difficult to eliminate.</p>	 <p>Prewash: program designed for heavily soiled garments.</p>
 <p>Cleaning programme: A cleaning programme has been created to maintain the performance of washer/dryers. The display shows automatically when cleaning is required.</p>	 <p>Cotton: For soiled fabrics in cotton</p>
 <p>Delicate: Clothing such as underwear, hosiery and luxury fabrics should be dried on the delicate cycle to help extend the life of the clothing.</p>	 <p>To drain the water in the machine.</p>
 <p>Extra Rinse: Extra Rinse: adds an extra rinse cycle to that already provided in the program chosen, to remove any residual detergent. This function is particularly suitable for those with allergies or skin problems.</p>	 <p>Mixed fabrics: this cycle is designed for lightly soiled laundry in a mix of cottons and synthetics, or can be used just to refresh stored items.</p>
 <p>Night: an ideal programme for those who want to take advantage of off-peak energy periods, this cycle is particularly quiet due to slower rotations of the drum.</p>	 <p>Super fast 15 min: a programme designed to wash small amounts of laundry fast, ideal for washing lightly soiled garments.</p>
 <p>To drain the water into the basket + centrifuge action</p>	 <p>Shirts: a cycle to wash shirts in a short time with the utmost care, using a delicate spin for easy ironing.</p>
 <p>Gym: Gym, a cycle designed for washing lightly soiled garments, ie sports wear, this is a fast wash which is also kind to fabrics.</p>	 <p>Synthetics: to wash your synthetic clothes (shirts, blouses, synthetic/cotton blends, etc.). It washes with a gentle action and has a shorter washing cycle compared to the Cottons programme. For curtains and tulle, use the Synthetic 40°C programme with prewash and anti-creasing functions selected. As their meshed texture causes excessive foaming, wash the veils/tulle by putting little amount of detergent into the main wash compartment. Do not put detergent in the prewash compartment.</p>
 <p>Wool: this programme for wool or delicate fabrics uses slower rotations of the drum to ensure the utmost care for clothing.</p>	 <p>Drum has maximum capacity of 7kg of dry laundry.</p>