



















WDF14C7-2

EAN Code	8017709302856
Product Family	Washer dryer
Commercial width	60 cm
Commercial depth	Standard capacity
Installation	Free-standing
Load type	Frontal



Programmes

Controls		Electronic	
Programmes graphics		Written in EN	
No. of programmes		15	
Programmes			
Intensive drying	 Cotton	 Clean	
 Delicate drying	 Delicates	 Drain + Spin	
 Mix	 Night	 Quick wash 15 min	
 Rinse + Spin	 Shirts	 Sport	
 Synthetics	 Wool		
Washing Temperature			
Cool	20°C	30°C	
40°C	60°C	90°C	
Special programmes			
 Shirts	 Wool	 Mix	
 Quick 15 min	 Sport		

Special Clean programme, to remove residual fluff Yes

Display

Residual time indicator

delay start

programme status indication

spin regulation

temperature regulation

Display type



Buttons/Options



Delay timer



FlexiTime



Prewash



Additional rinse



No spin



Rinse hold



Anti-wrinkle (easy ironing)



Intensive



Cold wash



Drying

Programme progress indicator (light)

On display

End of cycle indicator (light)



Technical Features



Type of motor Standard

Electronic control functioning Yes

Programme selection knob Yes

Spin speed selection on display/LED 600/ 800/ 1000/ 1200/ 1400/ No

Display/led for temperature regulation Yes

Polypropilene tank Yes

Basket Stainless steel

Drum capacity 54 l

Liquid detergent accessory as standard Yes

Door diameter 30 cm

Door opening 180°

Automatic variable load Yes

Antifoam system Yes

Load balancing system Automatic

Easy to access filter Yes

Child lock (functions block) Control block

Anti-flood system Yes

Autocleaning system Yes

Water supply Single, cold

Performance / Energy Label



Washing loading capacity 7 kg

Drying loading capacity 4 kg

Max spin speed 1400 rpm

Energy efficiency class B

Energy consumption (washing + drying) 5.6 kWh

Water consumption (washing) per cycle 49 l

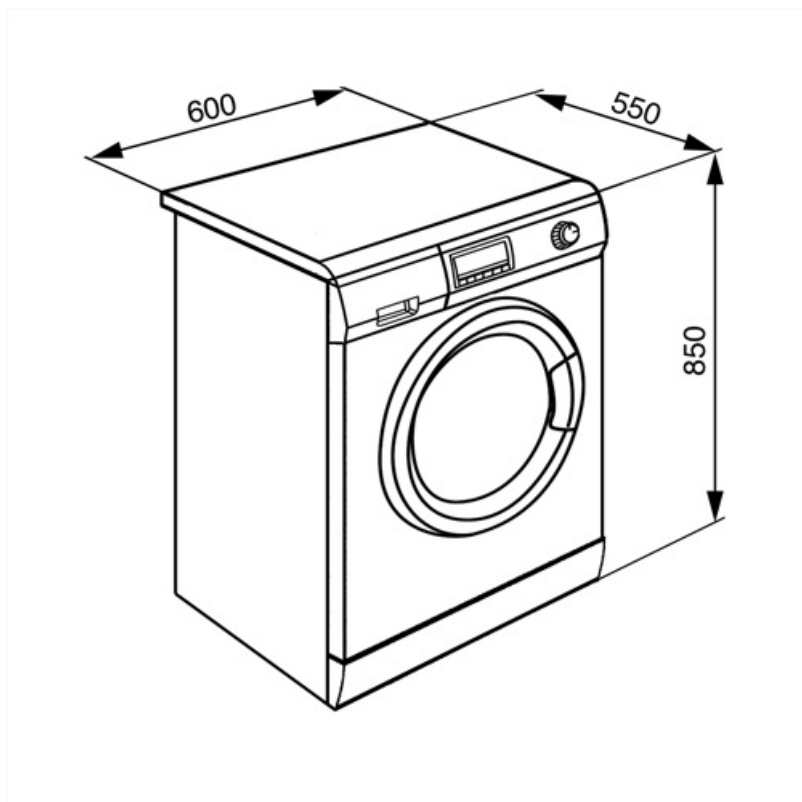
Water consumption (washing+drying) per cycle 89 l

Washing efficiency class	A	Duration of the normative programme	420 min.
Energy rating	BA	Energy annual consumption (washing)	260 KWh
Noise level washing	59 dB(A) re 1 pW	Energy annual consumption (washing+drying)	1120 KWh
Noise level spinning	75 dB(A) re 1 pW	Water annual consumption (washing)	9800 l
Noise level drying	61 dB(A) re 1 pW	Water annual consumption (washing+drying)	17800 l
Energy consumption - Cotton 60° - Wash only	1.3 KWh	Residual humidity percentage (%)	50 %





















Performance / Energy Label

















Supplier's name or trademark	SMEG	Water consumption (washing cycle)	44 litre
Rated capacity washing cycle	7 kg	Water Consumption (complete cycle)	68 litre
Rated capacity complete cycle	4 kg	Spin-drying efficiency class	B
Energy efficiency class (washing cycle)	E	Airbone acoustical noise class	B
Energy efficiency class (complete cycle)	E	Airbone acoustical noise	75 dB(A) re 1 pW
Weighted energy consumption lavaggio	77 KWh	Programme duration at rated capacity	2:50 h:min
weighted energy consumption (ciclo complete)	266 KWh	Programme duration at rated capacity	5:30 h:min



Symbols glossary

	Easy Iron: this is an option which can be selected to ensure the finished laundry is left with less creases to make ironing easier.		Variable load: In all models of washing machines is present the system of variable load, according to which the machine automatically diversifies the wash cycle and the time of operation depending on the quantity and type of laundry introduced, allowing a significant saving of water and energy power, up to 30% compared to the versions with fixed load.
	Autocleaning system: Autocleaning system avoids the formation of lint and impurities inside the condensation system ensuring maximum reliability of the machine		Automatic Load Balancing: provides an ideal distribution of laundry in the drum. In case if the imbalance is detected, the rotation speed starts being controlled in such way to evenly redistribute laundry in the drum, and thus reduce vibration.
	B: Product energy rating, measured from A+++ to D / G depending on the product family.		Acoustic signal: informs about the end of the drying cycle, in order to to get things out in time and avoid excessive creasing.
	Child lock: some models are fitted with a device to lock the programme/cycle so it cannot be accidentally changed.		Cold wash
	Delay timer: can be set to run the programme at a convenient time or to take advantage of off-peak energy periods.		LED display: to show programmes, functions and options selected and the time to the end of the cycle.
	30 cm: Large loading hatch of 30-32-33 cm in diameter, makes laundry loading and unloading easier and faster with maximum ease of use.		Gentle drying: program designed to get laundry ready for easy ironing.
	This shows the amount of laundry that can be inserted into the tumble dryer in KG.		This option advises when the periodic cleaning of the filters is needed, in order to avoid forgetfulness and thus guarantee the perfect functioning of the dryer over time. The convenient position of the filters makes maintenance fast and extremely simple.
	FlexiTime: The FlexiTime option allows the user to reduce the time of the cycle selected, providing extra flexibility and control.		Intensive: this option intensifies the selected program. Cycle duration and water consumption are reduced by taking into account the type of laundry, while still guaranteeing excellent washing results, even in the case of stains that are difficult to eliminate.
	No spin option: this option allows to exclude the last spin phase, draining the water from the tank		Prewash: program designed for heavily soiled garments.
	Cleaning programme: A cleaning programme has been created to maintain the performance of washer/dryers. The display shows automatically when cleaning is required.		Cotton: For soiled fabrics in cotton

	Delicate: Clothing such as underwear, hosiery and luxury fabrics should be dried on the delicate cycle to help extend the life of the clothing.		To drain the water in the machine.
	Extra Rinse: Extra Rinse: adds an extra rinse cycle to that already provided in the program chosen, to remove any residual detergent. This function is particularly suitable for those with allergies or skin problems.		Mixed fabrics: this cycle is designed for lightly soiled laundry in a mix of cottons and synthetics, or can be used just to refresh stored items.
	Night: an ideal programme for those who want to take advantage of off-peak energy periods, this cycle is particularly quiet due to slower rotations of the drum.		Super fast 15 min: a programme designed to wash small amounts of laundry fast, ideal for washing lightly soiled garments.
	Terminato il lavaggio il ciclo si blocca con l'acqua in vasca		To drain the water into the basket + centrifuge action
	Shirts: a cycle to wash shirts in a short time with the utmost care, using a delicate spin for easy ironing.		Gym: Gym, a cycle designed for washing lightly soiled garments, ie sports wear, this is a fast wash which is also kind to fabrics.
	Synthetics: to wash your synthetic clothes (shirts, blouses, synthetic/cotton blends, etc.). It washes with a gentle action and has a shorter washing cycle compared to the Cottons programme. For curtains and tulle, use the Synthetic 40°C programme with prewash and anti-creasing functions selected. As their meshed texture causes excessive foaming, wash the veils/tulle by putting little amount of detergent into the main wash compartment. Do not put detergent in the prewash compartment.		Wool: this programme for wool or delicate fabrics uses slower rotations of the drum to ensure the utmost care for clothing.
	Drum has maximum capacity of 7kg of dry laundry.		Energy efficiency class E

Benefit

Up to 15 programmes

With up to 15 programmes, there's a setting for every fabric and need, whether it's a quick refresh or a deeper clean

LED Display

With soft touch control and LED lights for intuitive and fast setting and selection of each option

Easy Iron Option

The Easy Iron option gently ventilates laundry for up to 8 hours, reducing creases and keeping fabrics fresh until you're ready to unload