
















# WDF14C7SSA

|                |                   |
|----------------|-------------------|
| EAN Code       | 8017709261610     |
| Produktfamilie | Vollwaschtrockner |
| Komm. Breite   | 60 cm             |
| Komm. Tiefe    | Standard          |
| Installation   | Standgerät        |
| Beladungstyp   | Frontlader        |



## Programme


|                                     |                 |
|-------------------------------------|-----------------|
| Bedienungsart                       | Elektronisch    |
| Programmgrafik                      | Schriftzug (EN) |
| Multilinguales Sprachen-Clip System |                 |
| Schriftzüge/Sprachen-Clip           |                 |
| Anzahl der Waschprogramme           | 15              |
| Programme                           |                 |

|                                                                                                          |                                                                                                   |                                                                                                           |
|----------------------------------------------------------------------------------------------------------|---------------------------------------------------------------------------------------------------|-----------------------------------------------------------------------------------------------------------|
|  Baumwolle             |  Baumwolle ECO |  Abpumpen/Schleudern |
|  Hemden/Business       |  Kurz 15 min.  |  Mix                 |
|  Nacht                 |  Pflegeleicht  |  Sport               |
|  Spülen/Schleudern     |  Synthetik     |  Trocknen Normal     |
|  Trocknen pflegeleicht |  Waschen       |  Wolle               |

### Variable Temperaturregelung


|            |      |      |
|------------|------|------|
| Kaltwäsche | 30°C | 40°C |
| 60°C       | 75°C | 90°C |

## Sonderprogramme

 Hemden/Business

 Wolle

 Mix

 Kurz 15 min.

 Sport

Auto-Cleaning-System (Autom. Kondensatorreinigung) Ja

Wollprogramm Code "The Woolmark Company"

## Displayanzeige

Restzeitanzeige

Zeitvorwahl

Programmstatus

Schleuderleistung

Waschtemperatur


## Display




## Sonderfunktionen

 Zeitvorwahl

 FlexiTime


 Vorwäsche

 Extraspülen


 Schleuderausschluss

 Spülstop

 Bügelleicht

 Intensiv

 Kaltwäsche

 Trocknen

Anzeige Programmstatus

Ja

Anzeige Programmende



## Technische Eigenschaften



Effektiver Verbrauch

Motortyp Standard

Elektronische Ja

Unwuchtkontrolle

Programmwahl über Bedienknebel Ja

Variable Schleuderdrehzahl über Display/Led 600/ 800/ 1000/ 1200/ 1400/ Nein

Temperaturregelung über Display Ja

Einspülkammer: Kunststoff (PP) Ja

Trommelmaterial Edelstahl

Trommelvolumen 54 l

Mengenautomatik Ja

Schaumerkennung Ja

Unwuchtkontrolle Ja

Flusensieb/Fremdkörperfalle herausnehmbar Ja

Langlebigkeit Life Plus

Tastensperre/Kindersicherung Ja

Überlaufschutz Ja

Auto Cleaning-System Ja

(Autom. Kondensatorreinigung)

Wasseranschluss kalt

Serienzubehör

Wechselseitiger Türanschlag der Möbeltür

|                                |       |
|--------------------------------|-------|
| Einsatz für Flüssigwaschmittel | Ja    |
| Beladungsöffnung Ø             | 30 cm |
| Türöffnungswinkel              | 180°  |

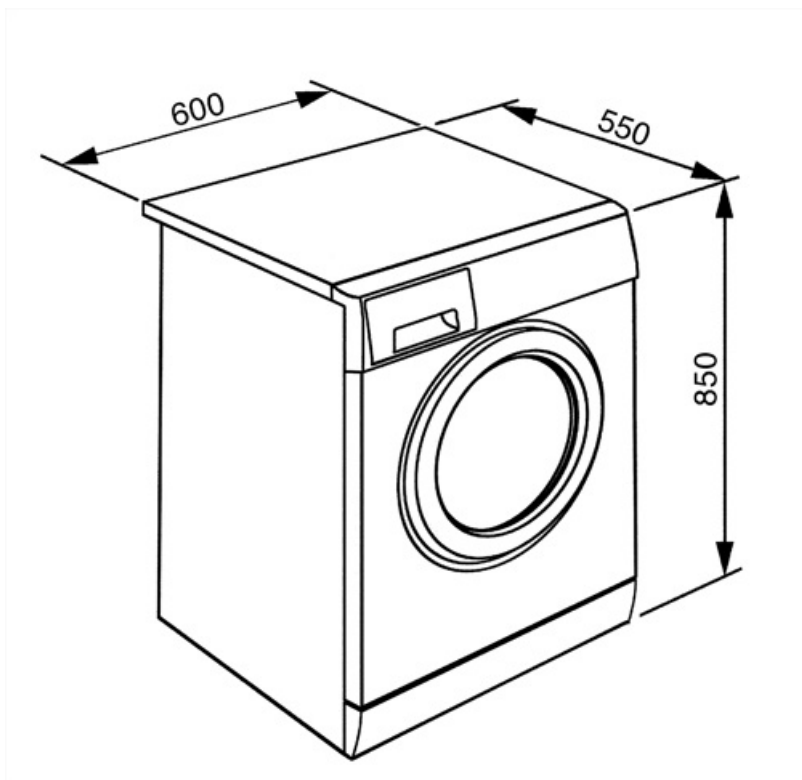
## Technische Daten / Energielabel























|                                                                                                 |                  |                                                                      |          |
|-------------------------------------------------------------------------------------------------|------------------|----------------------------------------------------------------------|----------|
| Nennkapazität Baumwolle                                                                         | 7 kg             | Energieverbrauch (Waschen und Trocknen)                              | 5,6 kWh  |
| Nennkapazität im Standard-Trocknungsprogramm für Baumwolle                                      | 4 kg             | Wasserverbrauch (Waschgang) pro Zyklus                               | 49 l     |
| Max. Schleuderdrehzahl                                                                          | 1400 U/min       | Wasserverbrauch (Waschen und Trocknen) im Standardprogramm Baumwolle | 89 l     |
| Energieeffizienzklasse auf einer Skala von A+++ (höchste Effizienz) bis D (geringste Effizienz) | B                | Dauer des Standardprogramms                                          | 420 min. |
| Waschwirkungsklasse auf einer Skala von A (höchste Effizienz) bis G (niedrigste Effizienz)      | A                | Energieverbrauch (Waschgang)                                         | 260 kWh  |
| Energieeffizienzklasse                                                                          | BA               | Energieverbrauch (Waschen + Trocknen)                                | 1120 kWh |
| Luftschallemissionen (Waschen)                                                                  | 59 dB(A) re 1 pW | Wasserverbrauch (Waschgang)                                          | 9800 l   |
| Luftschallemissionen (Schleudern)                                                               | 75 dB(A) re 1 pW | Wasserverbrauch (Waschen und Trocknen)                               | 17800 l  |
| Luftschallemissionen (Trocknen)                                                                 | 61 dB(A) re 1 pW | Restfeuchte                                                          | 50 %     |
| Energieverbrauch des Standardprogramms "Baumwolle" 60°C bei vollständiger Befüllung             | 1,3 kWh          |                                                                      |          |













## Technische Daten / Energielabel - Reg. 2019 - bindend ab 1.3.2021

|                                        |      |
|----------------------------------------|------|
| Name oder Handelsmarke des Lieferanten | SMEG |
|----------------------------------------|------|



## Symbols glossary

|                                                                                                                                                                                                                                                                           |                                                                                                                                                                                                                                                                                                                                                                                                                                                            |
|---------------------------------------------------------------------------------------------------------------------------------------------------------------------------------------------------------------------------------------------------------------------------|------------------------------------------------------------------------------------------------------------------------------------------------------------------------------------------------------------------------------------------------------------------------------------------------------------------------------------------------------------------------------------------------------------------------------------------------------------|
|  <p>Easy Iron: this is an option which can be selected to ensure the finished laundry is left with less creases to make ironing easier.</p>                                               |  <p>Variable load: In all models of washing machines is present the system of variable load, according to which the machine automatically diversifies the wash cycle and the time of operation depending on the quantity and type of laundry introduced, allowing a significant saving of water and energy power, up to 30% compared to the versions with fixed load.</p> |
|  <p>Auto-Cleaning-System: Das Selbstreinigungssystem verhindert die Bildung von Flusen und Verunreinigungen im Kondensationsystem und sorgt für maximale Zuverlässigkeit der Maschine</p> |  <p>Automatic Load Balancing: provides an ideal distribution of laundry in the drum. In case if the imbalance is detected, the rotation speed starts being controlled in such way to evenly redistribute laundry in the drum, and thus reduce vibration.</p>                                                                                                              |
|  <p>Acoustic signal: informs about the end of the drying cycle, in order to to get things out in time and avoid excessive creasing.</p>                                                   |  <p>Kindersicherung: Eine Tastensperre, die einen ungewollten Zugriff auf die Funktionen verhindert.</p>                                                                                                                                                                                                                                                                  |
|  <p>Cold wash</p>                                                                                                                                                                         |  <p>Delay timer: can be set to run the programme at a convenient time or to take advantage of off-peak energy periods.</p>                                                                                                                                                                                                                                                |
|  <p>Energieeffizienzklasse B</p>                                                                                                                                                        |  <p>LED-Display: zur optischen Anzeige der gewählten Programme, Funktionen und Optionen sowie die Restlaufzeit bis Programmende.</p>                                                                                                                                                                                                                                    |
|  <p>30 cm: Large loading hatch of 30-32-33 cm in diameter, makes laundry loading and unloading easier and faster with maximum ease of use.</p>                                          |  <p>Gentle drying: program designed to get laundry ready for easy ironing.</p>                                                                                                                                                                                                                                                                                          |
|  <p>This shows the amount of laundry that can be inserted into the tumble dryer in KG.</p>                                                                                              |  <p>This option advises when the periodic cleaning of the filters is needed, in order to avoid forgetfulness and thus guarantee the perfect functioning of the dryer over time. The convenient position of the filters makes maintenance fast and extremely simple.</p>                                                                                                 |
|  <p>FlexiTime: The FlexiTime option allows the user to reduce the time of the cycle selected, providing extra flexibility and control.</p>                                              |  <p>Intensive: this option intensifies the selected program. Cycle duration and water consumption are reduced by taking into account the type of laundry, while still guaranteeing excellent washing results, even in the case of stains that are difficult to eliminate.</p>                                                                                           |
|  <p>No spin option: this option allows to exclude the last spin phase, draining the water from the tank</p>                                                                             |  <p>Prewash: program designed for heavily soiled garments.</p>                                                                                                                                                                                                                                                                                                          |
|  <p>Cleaning programme: A cleaning programme has been created to maintain the performance of washer/dryers. The display shows automatically when cleaning is required.</p>              |  <p>Cotton: For soiled fabrics in cotton</p>                                                                                                                                                                                                                                                                                                                            |

-  Use to wash your normally soiled, durable cotton and linen laundry. Although it washes longer than all other programmes, it provides high energy and water savings. Actual water temperature may be different from the stated wash temperature. When you load the machine with less laundry (e.g. ½ capacity or less), programme time may automatically get shorter. In this case, energy and water consumption will decrease more, providing a more economic wash. This programme is available in the models with the remaining time indicator.
-  To drain the water in the machine.
-  Verlängerte Nachspülung
-  PRG NACHT
-  Terminato il lavaggio il ciclo si blocca con l'acqua in vasca
-  Shirts: a cycle to wash shirts in a short time with the utmost care, using a delicate spin for easy ironing.
-  Synthetics: to wash your synthetic clothes (shirts, blouses, synthetic/cotton blends, etc.). It washes with a gentle action and has a shorter washing cycle compared to the Cottons programme. For curtains and tulle, use the Synthetic 40°C programme with prewash and anti-creasing functions selected. As their meshed texture causes excessive foaming, wash the veils/tulle by putting little amount of detergent into the main wash compartment. Do not put detergent in the prewash compartment.
-  Drum has maximum capacity of 7kg of dry laundry.
-  Delicate: Clothing such as underwear, hosiery and luxury fabrics should be dried on the delicate cycle to help extend the life of the clothing.
-  Program designed for clothes that have to be stored or used immediately.
-  Mixed fabrics: this cycle is designed for lightly soiled laundry in a mix of cottons and synthetics, or can be used just to refresh stored items.
-  Super fast 15 min: a programme designed to wash small amounts of laundry fast, ideal for washing lightly soiled garments.
-  To drain the water into the basket + centrifuge action
-  Gym: Gym, a cycle designed for washing lightly soiled garments, ie sports wear, this is a fast wash which is also kind to fabrics.
-  Wool: this programme for wool or delicate fabrics uses slower rotations of the drum to ensure the utmost care for clothing.