

# WDFS14C7

EAN Code	8017709232306
Product Family	Washer dryer
Commercial width	60 cm
Commercial depth	Standard capacity
Load type	Frontal



## Programmes

Controls	Electronic
Programmes graphics	Written in EN
Languages clip	
No. of programmes	15
Programmes	

 Cotton	 Cotton ECO	 Clean
 Delicate drying	 Delicates	 Drain + Spin
 Mix	 Night	 Normal drying
 Quick wash 15 min	 Rinse + Spin	 Shirts
 Sport	 Synthetics	 Wool

### Washing Temperature

Cool	30°C	40°C
60°C	75°C	90°C

### Special programmes

 Wool	 Mix	 Quick
---	---	---

Special Clean programme, to remove residual fluff Yes  
Woolmark Code

## Display

Residual time indicator

delay start

Recommended load indicator

programme status indication

## Display type



## Buttons/Options



Delay timer



Prewash



Additional rinse



No spin



Anti-wrinkle (easy ironing)



Quick



Intensive



Cold wash



Drying

Programme progress indicator (light)

On display

End of cycle indicator (light)

On display

## Technical Features



### Effective consumption

Type of motor Standard

Electronic control Yes

### functioning

Programme selection Yes

### knob

Temperature selection

### knob

Spin speed selection on display/LED No spin/ 600/ 800/ 1000/ 1200/ 1400

Display/led for temperature regulation Yes

Polypropilene tank

Yes

Basket

Stainless steel

Drum capacity

54 l

Liquid detergent

Yes

accessory as standard

Door diameter

30 cm

Door opening

180°

Automatic variable load Yes

Antifoam system Yes

Load balancing system Automatic

Easy to access filter Yes

Child lock (functions block) Control block

Anti-flood system Yes

Autocleaning system Yes

Aquastop system Total

Water supply Single, cold

Accessories included

Furniture door can be fitted on right or left side with adjustable hinges

## Performance / Energy Label



Washing loading capacity 7 kg

Drying loading capacity 4 kg

Max spin speed 1400 rpm

Energy efficiency class B

Washing efficiency class A

Energy consumption (washing + drying) 5.6 kWh

Water consumption (washing) per cycle 49 l

Water consumption (washing+drying) per cycle 89 l

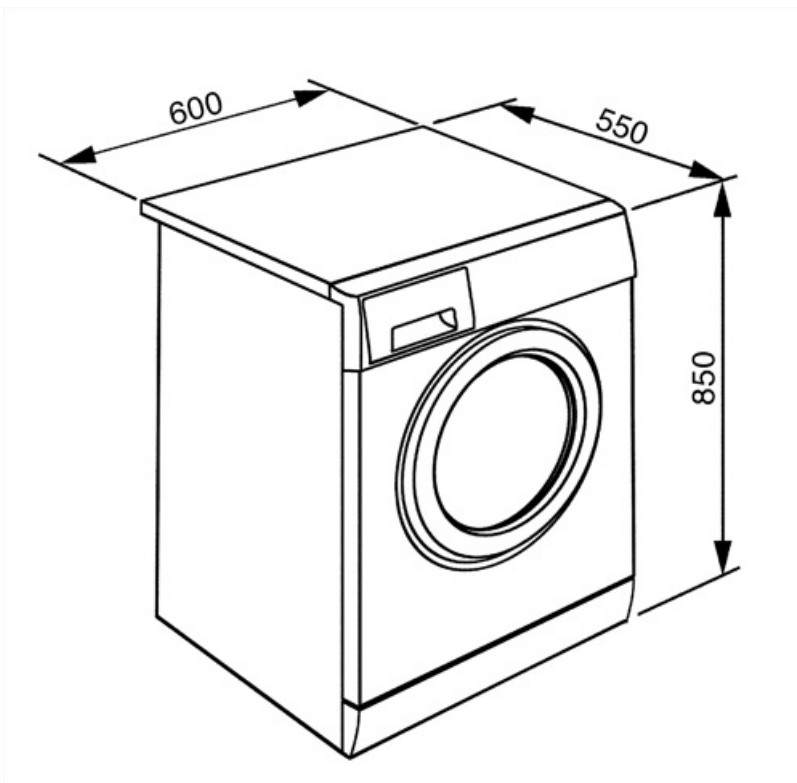
---

<b>Energy rating</b>	BA	<b>Duration of the normative programme</b>	420 min.
<b>Noise level washing</b>	59 dB(A) re 1 pW	<b>Energy annual consumption (washing)</b>	260 KWh
<b>Noise level spinning</b>	75 dB(A) re 1 pW	<b>Energy annual consumption (washing+drying)</b>	1120 KWh
<b>Noise level drying</b>	61 dB(A) re 1 pW	<b>Water annual consumption (washing)</b>	9800 l
<b>Energy consumption - Cotton 60° - Wash only</b>	1.3 KWh	<b>Water annual consumption (washing+drying)</b>	17800 l
		<b>Residual humidity percentage (%)</b>	55 %

## Performance / Energy Label

---

Supplier's name or trademark      SMEG



## Symbols glossary



**Total acquastop:** Most models of Smeg dishwashers are equipped with Acquastop Totale, which allows to avoid flooding as a result of water leakage. The system consists of a float sensor, disposed under the inner chamber of a dishwasher, which blocks water supply inside the appliance in case of water leakage into the lower tray. An additional electromagnetic valve on the water inlet hose also automatically blocks water supply if detecting water leakage in the hose. For Laundry: Total acquastop, the product is built with 3 levels of anti-flood devices to ensure protection against water leakage. For Laundry: Total acquastop, the product is built with 3 levels of anti-flood devices to ensure protection against water leakage.



**Variable load:** In all models of washing machines is present the system of variable load, according to which the machine automatically diversifies the wash cycle and the time of operation depending on the quantity and type of laundry introduced, allowing a significant saving of water and energy power, up to 30% compared to the versions with fixed load.



**Automatic Load Balancing:** provides an ideal distribution of laundry in the drum. In case if the imbalance is detected, the rotation speed starts being controlled in such way to evenly redistribute laundry in the drum, and thus reduce vibration.



**Cold wash**



**B:** Product energy rating, measured from A+++ to D / G depending on the product family.



**30 cm:** Large loading hatch of 30-32-33 cm in diameter, makes laundry loading and unloading easier and faster with maximum ease of use.



This shows the amount of laundry that can be inserted into the tumble dryer in KG.



**Easy Iron:** this is an option which can be selected to ensure the finished laundry is left with less creases to make ironing easier.



**Autocleaning system:** Autocleaning system avoids the formation of lint and impurities inside the condensation system ensuring maximum reliability of the machine



**Child lock:** some models are fitted with a device to lock the programme/cycle so it cannot be accidentally changed.



**Delay timer:** can be set to run the programme at a convenient time or to take advantage of off-peak energy periods.





















**LED display:** to show programmes, functions and options selected and the time to the end of the cycle.



**Gentle drying:** program designed to get laundry ready for easy ironing.



This option advises when the periodic cleaning of the filters is needed, in order to avoid forgetfulness and thus guarantee the perfect functioning of the dryer over time. The convenient position of the filters makes maintenance fast and extremely simple.

- |  |  |
|--|--|
|  <p><b>Intensive:</b> this option intensifies the selected program. Cycle duration and water consumption are reduced by taking into account the type of laundry, while still guaranteeing excellent washing results, even in the case of stains that are difficult to eliminate.</p> |  <p><b>No spin option:</b> this option allows to exclude the last spin phase, draining the water from the tank</p>  |
|  <p><b>Prewash:</b> program designed for heavily soiled garments.</p>  |  <p><b>Cleaning programme:</b> A cleaning programme has been created to maintain the performance of washer/dryers. The display shows automatically when cleaning is required.</p>   |
|  <p><b>Cotton:</b> For soiled fabrics in cotton</p>  |  <p><b>Use to wash your normally soiled, durable cotton and linen laundry.</b> Although it washes longer than all other programmes, it provides high energy and water savings. Actual water temperature may be different from the stated wash temperature. When you load the machine with less laundry (e.g. ½ capacity or less), programme time may automatically get shorter. In this case, energy and water consumption will decrease more, providing a more economic wash. This programme is available in the models with the remaining time indicator.</p> |
|  <p><b>Delicate:</b> Clothing such as underwear, hosiery and luxury fabrics should be dried on the delicate cycle to help extend the life of the clothing.</p>   |  <p>To drain the water in the machine.</p>  |
|  <p>Program designed for clothes that have to be stored or used immediately.</p>   |  <p><b>Extra Rinse:</b> Extra Rinse: adds an extra rinse cycle to that already provided in the program chosen, to remove any residual detergent. This function is particularly suitable for those with allergies or skin problems.</p>  |
|  <p><b>Mixed fabrics:</b> this cycle is designed for lightly soiled laundry in a mix of cottons and synthetics, or can be used just to refresh stored items.</p>   |  <p><b>Night:</b> an ideal programme for those who want to take advantage of off-peak energy periods, this cycle is particularly quiet due to slower rotations of the drum.</p>   |
|  <p><b>Super fast 15 min:</b> a programme designed to wash small amounts of laundry fast, ideal for washing lightly soiled garments.</p>   |  <p><b>Super fast:</b> a programme designed to wash small amounts of laundry fast, ideal for washing lightly soiled garments.</p>   |
|  <p>To drain the water into the basket + centrifuge action</p>   |  <p><b>Shirts:</b> a cycle to wash shirts in a short time with the utmost care, using a delicate spin for easy ironing.</p>   |
|  <p><b>Gym:</b> Gym, a cycle designed for washing lightly soiled garments, ie sports wear, this is a fast wash which is also kind to fabrics.</p>  |  <p><b>Synthetics:</b> to wash your synthetic clothes (shirts, blouses, synthetic/cotton blends, etc.). It washes with a gentle action and has a shorter washing cycle compared to the Cottons programme. For curtains and tulle, use the Synthetic 40°C programme with prewash and anti-creasing functions selected. As their meshed texture causes excessive foaming, wash the veils/tulle by putting little amount of detergent into the main wash compartment. Do not put detergent in the prewash compartment.</p>                                       |



Wool: this programme for wool or delicate fabrics uses slower rotations of the drum to ensure the utmost care for clothing.



Option that allow to reduce times of the selected program.



Drum has maximum capacity of 7kg of dry laundry.