
















WDI14C7K

EAN Code 8017709204709
Produktfamilie Vollwaschtrockner
Komm. Breite 60 cm
Installation Einbaugerät
Beladungstyp Frontlader



Programme

Bedienungsart Elektronisch
Programmgrafik Schriftzug (EN)
Anzahl der Waschprogramme 15
Programme







 Baumwolle 40°C	 Baumwolle 60°C	 Baumwolle 90°C
 Baumwolle kalt	 Abpumpen/Schleudern	 Mix 30°C
 Schnell 30°C	 Spülen/Schleudern	 Synthetik 30°C
 Synthetik 40°C	 Trocknen Normal	 Trocknen pflegeleicht
 Waschen	 Wolle 30°	 Wolle Kalt

Variable Temperaturregelung

Kaltwäsche	30°C	40°C
60°C	90°C	

Sonderprogramme

 Wolle	 Handwäsche	 Mix
 Schnell 30°C - 15 min.		

Auto-Cleaning-System (Autom. Kondensatorreinigung)	Ja	
Displayanzeige		
Restzeitanzeige	Zeitvorwahl	Füllmengenvorgabe
Programmstatus	Schleuderleistung	
Display		
Sonderfunktionen		
 Vorwäsche	 Extraspülen	 Bügelleicht
 Schnell	 Intensiv	
Anzeige Programmstatus	Ja	
Anzeige Programmende	Ja	

Technische Eigenschaften



Motortyp	Standard	Mengenautomatik	Ja
Elektronische Unwuchtkontrolle	Ja	Schaumerkennung	Ja
Programm-/Temperaturwahl über Bedienknebel	Ja	Unwuchtkontrolle	Ja
Variable Schleuderdrehzahl über Display/Led	Schleuderausschluss/ 600/ 800/ 1000/ 1200/ 1400	Flusensieb/Fremdkörperfalle herausnehmbar	Ja
Einspülkammer: Kunststoff (PP)	Ja	Tastensperre/Kindersicherung	Ja
Trommelmaterial	Edelstahl	Überlaufschutz	Ja
Trommelvolumen	52 l	Auto Cleaning-System (Autom. Kondensatorreinigung)	Ja
Einsatz für Flüssigwaschmittel	Ja	Stop-Aqua	Ja
Beladungsöffnung Ø	30 cm	Wasserschutzsystem	
Türöffnungswinkel	180°	Wasseranschluss	kalt
		Wechelseitiger Türanschlag der Möbeltür	Ja

Technische Daten / Energielabel

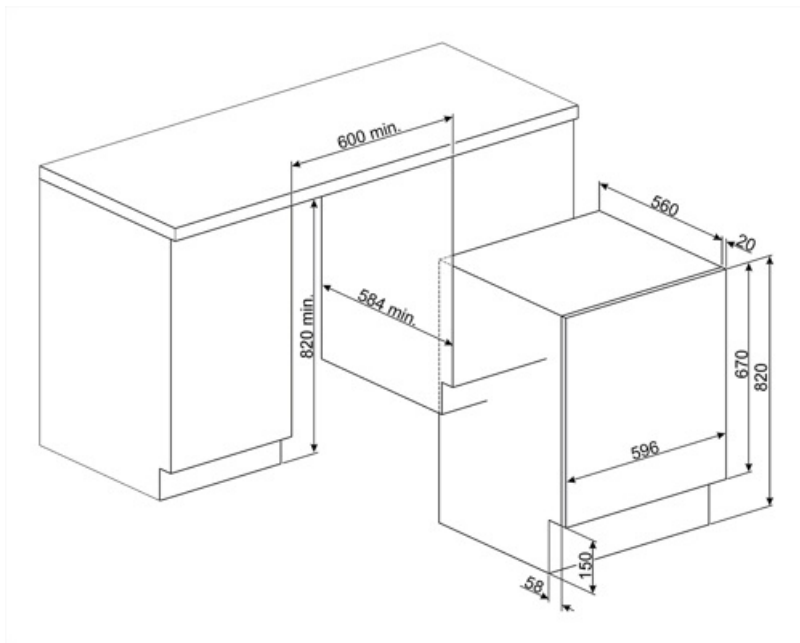


Nennkapazität Baumwollwäsche	7 kg	Energieverbrauch (Waschen und Trocknen)	5,6 kWh
Nennkapazität im Standard-Trocknungsprogramm für Baumwolle	4 kg	Wasserverbrauch (Waschgang) pro Zyklus	49 l
Max. Schleuderdrehzahl	1400 U/min	Wasserverbrauch (Waschen und Trocknen) im Standardprogramm Baumwolle	89 l















Energieeffizienzklasse auf einer Skala von A+++ (höchste Effizienz) bis D (geringste Effizienz)	B	Dauer des Standardprogramms	420 min.
Waschwirkungsklasse auf einer Skala von A (höchste Effizienz) bis G (niedrigste Effizienz)	A	Energieverbrauch (Waschgang)	260 kWh
Energieeffizienzklasse	BA	Energieverbrauch (Waschen + Trocknen)	1120 kWh
Luftschallemissionen (Waschen)	56 dB(A) re 1 pW	Wasserverbrauch (Waschgang)	9800 l
Luftschallemissionen (Schleudern)	72 dB(A) re 1 pW	Wasserverbrauch (Waschen und Trocknen)	17800 l
Luftschallemissionen (Trocknen)	58 dB(A) re 1 pW	Restfeuchte	50 %
Energieverbrauch des Standardprogramms "Baumwolle" 60°C bei vollständiger Befüllung	1,3 kWh		






















Technische Daten / Energielabel - Reg. 2019 - bindend ab 1.3.2021

Name oder Handelsmarke des Lieferanten
SMEG



Symbols glossary (TT)

- | | |
|---------------------------------------------------------------------------------------------------------------------------------------------------------------------------------------------------------------------------------------------------------------------------------------------------------------------------------------------------------------------------------------------------------------------------------------------------------------------------------------------------------------------------------------------------------------------------------------------------------------------------------------------------------------------------------------------------------------------------------------------------------------------------------------------------------------------------------------------------------|------------------------------------------------------------------------------------------------------------------------------------------------------------------------------------------------------------------------------------------------------------------------------------------------------------------------------------------------------------------------------------|
|  <p>Total acquastop: Most models of Smeg dishwashers are equipped with Acquastop Totale, which allows to avoid flooding as a result of water leakage. The system consists of a float sensor, disposed under the inner chamber of a dishwasher, which blocks water supply inside the appliance in case of water leakage into the lower tray. An additional electromagnetic valve on the water inlet hose also automatically blocks water supply if detecting water leakage in the hose. For Laundry: Total acquastop, the product is built with 3 levels of anti-flood devices to ensure protection against water leakage. For Laundry: Total acquastop, the product is built with 3 levels of anti-flood devices to ensure protection against water leakage.</p> |  <p>Easy Iron: this is an option which can be selected to ensure the finished laundry is left with less creases to make ironing easier.</p> |
|  <p>Variable load: In all models of washing machines is present the system of variable load, according to which the machine automatically diversifies the wash cycle and the time of operation depending on the quantity and type of laundry introduced, allowing a significant saving of water and energy power, up to 30% compared to the versions with fixed load.</p> |  <p>Auto-Cleaning-System: Das Selbstreinigungssystem verhindert die Bildung von Flusen und Verunreinigungen im Kondensationssystem und sorgt für maximale Zuverlässigkeit der Maschine</p> |
|  <p>Automatic Load Balancing: provides an ideal distribution of laundry in the drum. In case if the imbalance is detected, the rotation speed starts being controlled in such way to evenly redistribute laundry in the drum, and thus reduce vibration.</p> |  <p>Energieeffizienzklasse B</p> |
|  <p>Kindersicherung: Eine Tastensperre, die einen ungewollten Zugriff auf die Funktionen verhindert.</p> |  <p>LED-Display: zur optischen Anzeige der gewählten Programme, Funktionen und Optionen sowie die Restlaufzeit bis Programmende.</p> |
|  <p>30 cm: Large loading hatch of 30-32-33 cm in diameter, makes laundry loading and unloading easier and faster with maximum ease of use.</p> |  <p>Gentle drying: program designed to get laundry ready for easy ironing.</p> |
|  <p>4 kg: This shows the amount of laundry that can be inserted into the tumble dryer in KG.</p> |  <p>Filter cleaning: This option advises when the periodic cleaning of the filters is needed, in order to avoid forgetfulness and thus guarantee the perfect functioning of the dryer over time. The convenient position of the filters makes maintenance fast and extremely simple.</p> |
|  <p>Intensive: this option intensifies the selected program. Cycle duration and water consumption are reduced by taking into account the type of laundry, while still guaranteeing excellent washing results, even in the case of stains that are difficult to eliminate.</p> |  <p>Prewash: program designed for heavily soiled garments.</p> |

 <p>Cleaning programme: A cleaning programme has been created to maintain the performance of washer/dryers. The display shows automatically when cleaning is required.</p>	 <p>Cotton 40°: For soiled fabrics in cotton</p>
 <p>Cotton 60°: For soiled fabrics in cotton</p>	 <p>Cotton 90°: For soiled fabrics in cotton</p>
 <p>Cotton Cold: For soiled fabrics in cotton</p>	 <p>To drain the water in the machine.</p>
 <p>Program designed for clothes that have to be stored or used immediately.</p>	 <p>Verlängerte Nachspülung</p>
 <p>Hand wash: this specific programme for delicate fabrics uses slower rotations of the drum to ensure the utmost care for clothing.</p>	 <p>Mix 30°: washing program that allows to wash your cotton and synthetic clothes together without sorting them.</p>
 <p>Mixed fabrics: this cycle is designed for lightly soiled laundry in a mix of cottons and synthetics, or can be used just to refresh stored items.</p>	 <p>Super fast 30°: a programme designed to wash small amounts of laundry fast, ideal for washing lightly soiled garments.</p>
 <p>Super fast: a programme designed to wash small amounts of laundry fast, ideal for washing lightly soiled garments.</p>	 <p>To drain the water into the basket + centrifuge action</p>
 <p>Synthetic 30 °: washing program at 30 ° for Synthetics items</p>	 <p>Synthetic 40 °: washing program at 30 ° for Synthetics items</p>
 <p>Wool 30°: this programme for wool or delicate fabrics uses slower rotations of the drum to ensure the utmost care for clothing.</p>	 <p>Wool: this programme for wool or delicate fabrics uses slower rotations of the drum to ensure the utmost care for clothing.</p>
 <p>Wool Cold: this programme for wool or delicate fabrics uses slower rotations of the drum to ensure the utmost care for clothing.</p>	 <p>Option that allow to reduce times of the selected program.</p>
 <p>Drum has maximum capacity of 7kg of dry laundry.</p>	