















WDI14C7K

EAN Code	8017709204709
Product Family	Washer dryer
Commercial width	60 cm
Commercial depth	
Installation	Built-in
Load type	Frontal



Programs

Controls	Electronic
Programmes graphics	Written in EN
Multilanguage clip system	
Languages clip	
No. of programmes	15
Programmes	

 Cotton 40°	 Cotton 60°	 Cotton 90°
 Cotton Cold	 Clean	 Delicate drying
 Drain + Spin	 Mix 30°	 Normal drying
 Quick Wash 30°	 Rinse + Spin	 Synthetics 30°
 Synthetics 40°	 Wool 30°	 Wool Cold

Washing Temperature

Cool	30°C	40°C
60°C	90°C	

## Special programmes



Wool



Handwash



Mix



Quick

**Special Clean programme, to remove residual fluff** Yes

## Display

Residual time indicator

delay start

Recommended load indicator

programme status indication

spin regulation

## Display type



## Buttons/Options



Prewash



Additional rinse



Anti-wrinkle (easy ironing)



Quick



Intensive

**Programme progress indicator (light)**

On display

**End of cycle indicator (light)**

On display

## Technical Features



### Effective consumption

Type of motor Standard

Electronic control functioning Yes

Programme/temperature selection knob Yes

Spin speed selection on display/LED No spin/ 600/ 800/ 1000/ 1200/ 1400

Polypropylene tank Yes

Basket Stainless steel

Drum capacity 52 l

Liquid detergent accessory as standard Yes

Door diameter 30 cm

Door opening 180°

Automatic variable load Yes

Antifoam system Yes

Load balancing system Automatic

Easy to access filter Yes

Child lock (functions block) Control block

Anti-flood system Yes

Autocleaning system Yes

Aquastop system Total

Water supply Single, cold

Accessories included

Furniture door can be fitted on right or left side with adjustable hinges Yes

## Performance / Energy Label



Washing loading capacity 7 kg

Drying loading capacity 4 kg

Max spin speed 1400 giri/min

Energy efficiency class B

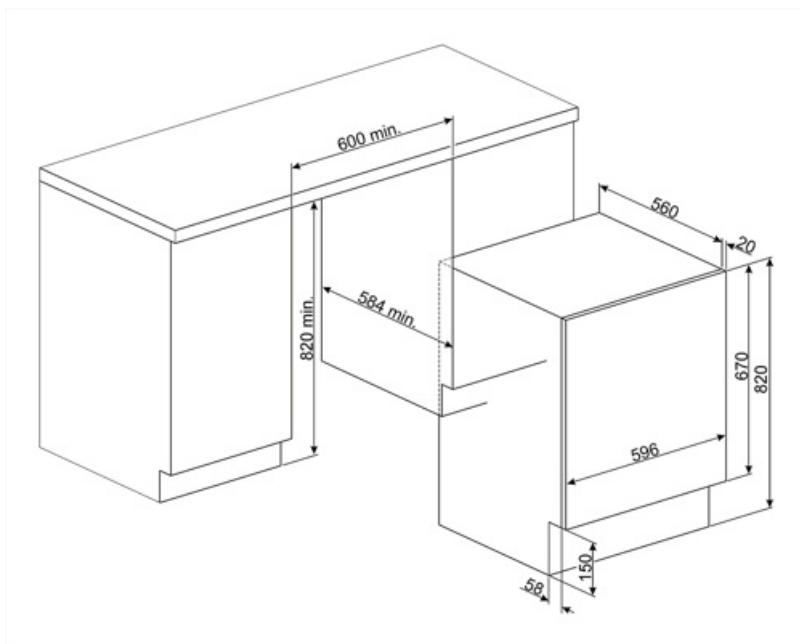
Energy consumption (washing + drying) 5.6 kWh

Water consumption (washing) per cycle 49 l















Washing efficiency class	A	Water consumption (washing+drying) per cycle	89 l
Energy rating	BA	Duration of the normative programme	420 min.
Noise level washing	56 dB(A) re 1 pW	Energy annual consumption (washing)	260 KWh
Noise level spinning	72 dB(A) re 1 pW	Energy annual consumption (washing+drying)	1120 KWh
Noise level drying	58 dB(A) re 1 pW	Water annual consumption (washing)	9800 l
Energy consumption - Cotton 60° - Wash only	1.3 KWh	Water annual consumption (washing+drying)	17800 l
		Residual humidity percentage (%)	50 %














## Performance / Energy Label - Reg. 2019

Supplier's name or trademark SMEG



## Symbols glossary

 <p><b>Total acquastop:</b> Most models of Smeg dishwashers are equipped with Acquastop Totale, which allows to avoid flooding as a result of water leakage. The system consists of a float sensor, disposed under the inner chamber of a dishwasher, which blocks water supply inside the appliance in case of water leakage into the lower tray. An additional electromagnetic valve on the water inlet hose also automatically blocks water supply if detecting water leakage in the hose. For Laundry: Total acquastop, the product is built with 3 levels of anti-flood devices to ensure protection against water leakage. For Laundry: Total acquastop, the product is built with 3 levels of anti-flood devices to ensure protection against water leakage.</p>	 <p><b>Easy Iron:</b> this is an option which can be selected to ensure the finished laundry is left with less creases to make ironing easier.</p>
 <p><b>Variable load:</b> In all models of washing machines is present the system of variable load, according to which the machine automatically diversifies the wash cycle and the time of operation depending on the quantity and type of laundry introduced, allowing a significant saving of water and energy power, up to 30% compared to the versions with fixed load.</p>	 <p><b>Autocleaning system:</b> Autocleaning system avoids the formation of lint and impurities inside the condensation system ensuring maximum reliability of the machine</p>
 <p><b>Automatic Load Balancing:</b> provides an ideal distribution of laundry in the drum. In case if the imbalance is detected, the rotation speed starts being controlled in such way to evenly redistribute laundry in the drum, and thus reduce vibration.</p>	 <p><b>B:</b> Product energy rating, measured from A+++ to D / G depending on the product family.</p>
 <p><b>Child lock:</b> some models are fitted with a device to lock the programme/cycle so it cannot be accidentally changed.</p>	 <p><b>LED display:</b> to show programmes, functions and options selected and the time to the end of the cycle.</p>
 <p><b>30 cm:</b> Large loading hatch of 30-32-33 cm in diameter, makes laundry loading and unloading easier and faster with maximum ease of use.</p>	 <p><b>Gentle drying:</b> program designed to get laundry ready for easy ironing.</p>
 <p><b>4 kg:</b> This shows the amount of laundry that can be inserted into the tumble dryer in KG.</p>	 <p><b>Filter cleaning:</b> This option advises when the periodic cleaning of the filters is needed, in order to avoid forgetfulness and thus guarantee the perfect functioning of the dryer over time. The convenient position of the filters makes maintenance fast and extremely simple.</p>
 <p><b>Intensive:</b> this option intensifies the selected program. Cycle duration and water consumption are reduced by taking into account the type of laundry, while still guaranteeing excellent washing results, even in the case of stains that are difficult to eliminate.</p>	 <p><b>Prewash:</b> program designed for heavily soiled garments.</p>

	Cleaning programme: A cleaning programme has been created to maintain the performance of washer/dryers. The display shows automatically when cleaning is required.		Cotton 40°: For soiled fabrics in cotton
	Cotton 60°: For soiled fabrics in cotton		Cotton 90°: For soiled fabrics in cotton
	Cotton Cold: For soiled fabrics in cotton		To drain the water in the machine.
	Program designed for clothes that have to be stored or used immediately.		Extra Rinse: Extra Rinse: adds an extra rinse cycle to that already provided in the program chosen, to remove any residual detergent. This function is particularly suitable for those with allergies or skin problems.
	Hand wash: this specific programme for delicate fabrics uses slower rotations of the drum to ensure the utmost care for clothing.		Mix 30°: washing program that allows to wash your cotton and synthetic clothes together without sorting them.
	Mixed fabrics: this cycle is designed for lightly soiled laundry in a mix of cottons and synthetics, or can be used just to refresh stored items.		Super fast 30°: a programme designed to wash small amounts of laundry fast, ideal for washing lightly soiled garments.
	Super fast: a programme designed to wash small amounts of laundry fast, ideal for washing lightly soiled garments.		To drain the water into the basket + centrifuge action
	Synthetic 30 °: washing program at 30 ° for Synthetics items		Synthetic 40 °: washing program at 30 ° for Synthetics items
	Wool 30°: this programme for wool or delicate fabrics uses slower rotations of the drum to ensure the utmost care for clothing.		Wool: this programme for wool or delicate fabrics uses slower rotations of the drum to ensure the utmost care for clothing.
	Wool Cold: this programme for wool or delicate fabrics uses slower rotations of the drum to ensure the utmost care for clothing.		Option that allow to reduce times of the selected program.
	Drum has maximum capacity of 7kg of dry laundry.		

---

## Benefit (TT)

---

### **Up to 15 programmes**

Up to 15 programmes to meet every daily need

### **LED Display**

With soft touch control and LED lights for intuitive and fast setting and selection of each option

### **Easy Iron Option**

Perfect fabrics thanks to the Easy Iron option that ventilates the laundry for up to 8 hours