









# WDN064SLDIN

<b>EAN Code</b>	8017709330590
<b>Product Family</b>	Washer dryer
<b>Commercial width</b>	60 cm
<b>Commercial depth</b>	Standard capacity
<b>Installation</b>	Free-standing
<b>Load type</b>	Frontal



## Programs

<b>Controls</b>	Electronic	
<b>Programmes graphics</b>	Written in EN	
<b>Multilanguage clip system</b>	Yes	
<b>Languages clip</b>		
Scritte ES	Written in DE	Written in FR
Written in NL	Written in PT	Written in SE
Written in DA	Written in NO	Written in FI
Written in PL	Written in UA	
<b>No. of programmes</b>	15	
<b>Programmes</b>		
Eco 40-60	Synthetic dry	Wash&Dry Anti allergy
Wash&Dry Cotton 6kg	Wash&Dry Express	Wool/Hand wash
 Cotton	Cotton Dry	 Drain + Spin
 Mix	 Quick Wash 14 min	 Rinse
 Shirts	 Synthetics	

## Washing Temperature

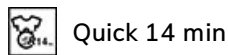
Cool	20°C	30°C
40°C	50°C	60°C
70°C	80°C	90°C

## Special programmes

Wash&Dry Cotton 6kg      Wash&Dry Anti allergy      Wash&Dry Express



Wool



Quick 14 min

## Display


Residual time indicator      delay start      programme status indication

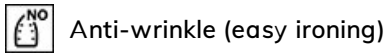
spin regulation      temperature regulation

## Display type

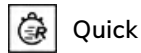


## Buttons/Options

Ending in      Extra rinse       Prewash



Anti-wrinkle (easy ironing)



Quick



Intensive



Steam



Drying

Programme progress indicator (light)      On display

End of cycle indicator (light)      On display


## Technical Features

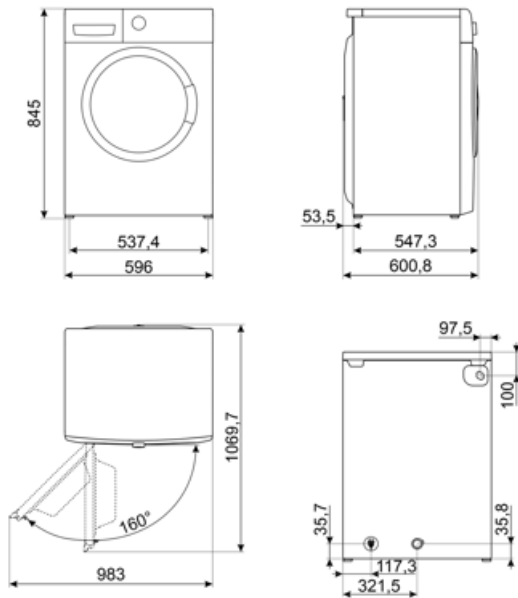


Type of motor	Brushless/Inverter
Electronic control functioning	Yes
Programme selection knob	Yes
Spin speed selection on display/LED	No spin/ 400/ 600/ 800/ 1000/ 1200/ 1400
Display/led for temperature regulation	Yes
Polypropilene tank	Yes
Basket	Stainless steel
Drum capacity	65 l
Door diameter	33 cm



















Door opening	160°
Automatic variable load	Yes
Antifoam system	Yes
Load balancing system	Automatic
Easy to access filter	Yes
Child lock (functions block)	Control block
Anti-flood system	Yes
Water supply	Single, cold





## Performance / Energy Label - Reg. 2019

			
Supplier's name or trademark	SMEG	Water consumption (washing cycle)	52 litre
Rated capacity washing cycle	10 kg	Water Consumption (complete cycle)	63 litre
Rated capacity complete cycle	6 kg	Spin-drying efficiency class	B
Energy efficiency class (washing cycle)	C	Airbone acoustical noise class	B
Energy efficiency class (complete cycle)	D	Airbone acoustical noise	76 dB(A) re 1 pW
Weighted energy consumption lavaggio	68 KWh	Eco 40-60 programme duration (Rated washing capacity)	3:58 h:min
weighted energy consumption (ciclo complete)	306 KWh	Wash and dry cycle duration (Rated capacity)	9:30 h:min



## Symbols glossary

- |  |  |
|--|--|
|  <p><b>Easy Iron:</b> this is an option which can be selected to ensure the finished laundry is left with less creases to make ironing easier.</p>   |  <p><b>Variable load:</b> In all models of washing machines is present the system of variable load, according to which the machine automatically diversifies the wash cycle and the time of operation depending on the quantity and type of laundry introduced, allowing a significant saving of water and energy power, up to 30% compared to the versions with fixed load.</p>  |
|  <p><b>Automatic Load Balancing:</b> provides an ideal distribution of laundry in the drum. In case if the imbalance is detected, the rotation speed starts being controlled in such way to evenly redistribute laundry in the drum, and thus reduce vibration.</p>                    |  <p><b>Child lock:</b> some models are fitted with a device to lock the programme/cycle so it cannot be accidentally changed.</p>   |
|  <p><b>LCD display:</b> to optimize performance and simplify the use of the appliance.</p>   |  <p><b>33 cm:</b> Large loading hatch of 30-32-33 cm in diameter, makes laundry loading and unloading easier and faster with maximum ease of use.</p>   |
|  <p><b>Gentle drying:</b> program designed to get laundry ready for easy ironing.</p>  |  <p>This option advises when the periodic cleaning of the filters is needed, in order to avoid forgetfulness and thus guarantee the perfect functioning of the dryer over time. The convenient position of the filters makes maintenance fast and extremely simple.</p>   |
|  <p><b>Intensive:</b> this option intensifies the selected program. Cycle duration and water consumption are reduced by taking into account the type of laundry, while still guaranteeing excellent washing results, even in the case of stains that are difficult to eliminate.</p> |  <p>Smeg's evolution towards more intelligent and eco-friendly models has led to the choice of Inverter technology, which significantly reduces consumption.</p>  |
|  <p><b>Prewash:</b> program designed for heavily soiled garments.</p>  |  <p><b>Cotton:</b> For soiled fabrics in cotton</p>   |
|  <p>To drain the water in the machine.</p>   |  <p><b>Mixed fabrics:</b> this cycle is designed for lightly soiled laundry in a mix of cottons and synthetics, or can be used just to refresh stored items.</p>  |
|  <p><b>Super fast 14 min.:</b> a programme designed to wash small amounts of laundry fast, ideal for washing lightly soiled garments.</p>  |  <p><b>Extra rinse:</b> The Extra rinse option: can be added to the selected programme when more thorough cleansing of special fabrics is needed.</p>   |
|  <p><b>Shirts:</b> a cycle to wash shirts in a short time with the utmost care, using a delicate spin for easy ironing.</p>  |  <p><b>Synthetics:</b> to wash your synthetic clothes (shirts, blouses, synthetic/cotton blends, etc.). It washes with a gentle action and has a shorter washing cycle compared to the Cottons programme. For curtains and tulle, use the Synthetic 40°C programme with prewash and anti-creasing functions selected. As their meshed texture causes excessive foaming, wash the veils/tulle by putting little amount of detergent into the main wash compartment. Do not put detergent in the prewash compartment.</p> |

- 
-  Wool: this programme for wool or delicate fabrics uses slower rotations of the drum to ensure the utmost care for clothing.
  -  Steam Option: the steam is perfect for smoothing out creases, refreshing fabrics, neutralizing odors and releasing dirt, destroying allergens more quickly than by washing the item in water.
  -  Option that allow to reduce times of the selected program.
  -  Energy efficiency class D