


WDN064SLDIN

EAN Code	8017709330590
Product familie	Was-droogcombinatie
Commerciële breedte	60 cm
Commerciële diepte	Standaard capaciteit
Installatie	Vrijstaand
Type lading	Voorlader



Programma's

Bediening	Elektronisch
Grafische weergave programma's	Tekst EN
Meertalig clipsysteem	Ja
Talen clip	

Scritte ES	Tekst DE	Tekst FR
------------	----------	----------

Tekst NL	Tekst PT	Tekst SE
----------	----------	----------

Written in DA	Written in NO	Written in FI
---------------	---------------	---------------

Written in PL	Written in UA
---------------	---------------

Aantal programma's	15
Programma's	

 Eco 40-60	 Synthetic dry	Wash&Dry Anti allergy
Wash&Dry Cotton 6kg	Wash&Dry Express	 Wool/Hand wash
 Katoen	 Centrifugeren	 Gemixed
 Katoen drogen	 Overhemden/ Blouses	 Quick Wash 14 min
 Spoelen	 Synthetisch	

Wastemperaturen

Koud	20°C	30°C
40°C	50°C	60°C
70°C	80°C	90°C

Speciale programma's

Wash&Dry Cotton 6 kg Wash&Dry Anti allergy Wash&Dry Express



Wol



Snel 14 min.

Display

Weergave resttijd Start uitstel Programmavoortgang indicatie

Centrifuge regeling

Temperatuurregeling

Type display



Toetsen/opties

Ending in

Extra rinse



Voorwas



Anti-creuk



Snel



Intensief



Stoom



Drogen

Programmavoortgang indicator
Indicator einde cyclus


Op display
Op display

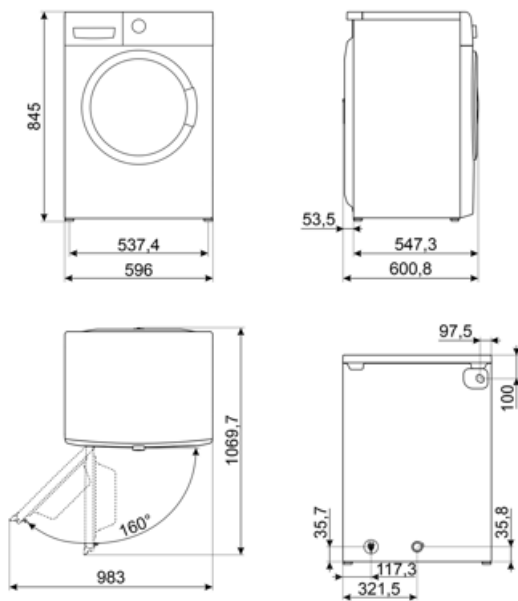
Technische specificaties





















Type motor	Inverter motor	Opening deur	160°
Functionering met elektronische controle	Ja	Variabele automatische lading	Ja
Programmaknop	Ja	Schuimbewaking	Ja
Centrifuge regeling op display/ LED	Niet centrifugeren/ 400/ 600/ 800/ 1000/ 1200/ 1400 toeren	Balanceringsysteem belading	Automatisch
Temperatuurregeling op display/ LED	Ja	Makkelijk te bereiken filter	Ja
Polypropyleen kuip	Ja	Kinderbeveiliging	Blokkeringsinstellingen
Trommel	Inox	Anti-overloopsysteem	Ja
Capaciteit trommel	65 l	Watertoevoer	Enkel; koud water
Diameter deur	33 cm		









Prestaties/Energie label - Reg. 2019

			
Supplier's name or trademark	SMEG	Waterverbruik (per cyclus)	52 litre
Rated capacity washing cycle	10 kg	Waterverbruik (complete cyclus)	63 litre
Rated capacity complete cycle	6 kg	Spin-drying efficiency class	B
Energy efficiency class (washing cycle)	C	Airbone acoustical noise class	B
Energy efficiency class (complete cycle)	D	Airbone acoustical noise	76 dB(A) re 1 pW
Weighted energy consumption lavaggio	68 kWh	Eco 40-60 programme duration (Rated washing capacity)	3:58 h:min
weighted energy consumption (ciclo complete)	306 kWh	Wash and dry cycle duration (Rated capacity)	9:30 h:min



Symbols glossary

- | | |
|--|---|
|  <p>Easy Iron: this is an option which can be selected to ensure the finished laundry is left with less creases to make ironing easier.</p> |  <p>Variable load: In all models of washing machines is present the system of variable load, according to which the machine automatically diversifies the wash cycle and the time of operation depending on the quantity and type of laundry introduced, allowing a significant saving of water and energy power, up to 30% compared to the versions with fixed load.</p> |
|  <p>Automatic Load Balancing: provides an ideal distribution of laundry in the drum. In case if the imbalance is detected, the rotation speed starts being controlled in such way to evenly redistribute laundry in the drum, and thus reduce vibration.</p> |  <p>Sommige modellen zijn voorzien van een functie om het programma/de cyclus te blokkeren zodat het niet per ongeluk kan aangepast worden.</p> |
|  <p>LCD display: to optimize performance and simplify the use of the appliance.</p> |  <p>33 cm: Large loading hatch of 30-32-33 cm in diameter, makes laundry loading and unloading easier and faster with maximum ease of use.</p> |
|  <p>Gentle drying: program designed to get laundry ready for easy ironing.</p> |  <p>This option advises when the periodic cleaning of the filters is needed, in order to avoid forgetfulness and thus guarantee the perfect functioning of the dryer over time. The convenient position of the filters makes maintenance fast and extremely simple.</p> |
|  <p>Intensive option: this function extends the duration of the wash cycle and increases the intensity of the wash, ensuring a deeper cleaning for heavily soiled garments.</p> |  <p>De evolutie van Smeg vaatwassers naar meer intelligente en milieuvriendelijke modellen heeft ertoe geleid om de inverter technologie te gebruiken, die een significante energie- en geluidsbesparing met zich meebrengt.</p> |
|  <p>Prewash: program designed for heavily soiled garments.</p> |  <p>Cotton: programme designed for washing medium to heavily soiled cotton garments, ensuring thorough and effective cleaning.</p> |
|  <p>Eco 40-60: reference programme defined by EU regulations for measuring the energy performance of washing machines. Ideal for normally soiled cotton garments washable at 40 °C or 60 °C, it provides an excellent balance between cleaning performance and savings, although it requires a longer washing time.</p> |  <p>Program for drying cotton items including sheets, pillow cases, pajamas, lingerie, tablecloths, etc</p> |
|  <p>To drain the water in the machine.</p> |  <p>Mixed fabrics: this cycle is designed for lightly soiled laundry in a mix of cottons and synthetics, or can be used just to refresh stored items.</p> |
|  <p>Super fast 14 min.: a programme designed to wash small amounts of laundry fast, ideal for washing lightly soiled garments.</p> |  <p>Extra rinse: The Extra rinse option: can be added to the selected programme when more thorough cleansing of special fabrics is needed.</p> |

-
- | | |
|---|--|
|  <p>Shirts: a cycle to wash shirts in a short time with the utmost care, using a delicate spin for easy ironing.</p> |  <p>Synthetics: programme designed for synthetic and mixed-fibre fabrics. Ideal for lightly to normally soiled garments, it uses moderate temperatures and a gentler washing action to protect the fibres and reduce creasing, ensuring effective cleaning without stressing the materials.</p> |
|  <p>Wool: this programme for wool or delicate fabrics uses slower rotations of the drum to ensure the utmost care for clothing.</p> |  <p>Option that allow to reduce times of the selected program.</p> |
|  <p>Steam Option: the steam is perfect for smoothing out creases, refreshing fabrics, neutralizing odors and releasing dirt, destroying allergens more quickly than by washing the item in water.</p> |  <p>Wool/Hand wash: ideal program for delicate, wool and silk garments that require particular attention in washing. It uses room temperature water and slow drum rotations to ensure maximum garment care.</p> |
|  <p>Program for delicately treating garments in synthetic or mixed fabrics, such as t-shirts and blouses.</p> |  <p>Energie-efficiëntieklasse</p> |