

# WHT1114LSIN-1



|                  |                 |
|------------------|-----------------|
| EAN Code         | 8017709280932   |
| Product Family   | Washing Machine |
| Commercial width | 60 cm           |
| Commercial depth | Large capacity  |
| Installation     | Free-standing   |
| Load type        | Frontal         |

















## Programs

|                           |               |
|---------------------------|---------------|
| Controls                  | Electronic    |
| Programmes graphics       | Written in EN |
| Multilanguage clip system | Yes           |
| Languages clip            |               |

|               |               |               |
|---------------|---------------|---------------|
| Scritte ES    | Written in FR | Written in PT |
| Written in SE | Written in DA | Written in NO |
| Written in FI | Written in PL | Written in UA |






|                   |    |
|-------------------|----|
| No. of programmes | 16 |
| Programmes        |    |

|  |   |  |
|--|---|--|
|  Anti-allergy      | Stain-resistant   |  Auto Program |
|  Shirts            |  Dark Wash |  Cotton       |
|  Cotton ECO        |  Delicates |  Wool         |
|  Quick Wash 14 min |  Rinse     |  Drain + Spin |
|  Synthetics        |  Sport     | Steam Refresh  |
|  Duvet             |   |  |

## Washing Temperature

|      |      |      |
|------|------|------|
| Cool | 20°C | 30°C |
| 40°C | 50°C | 60°C |
| 70°C | 80°C | 90°C |

## Special programmes

|   |   |  |
|---|---|--|
|  Anti-allergy |  Wool  |  Handwash |
|  Quick 14 min |  Quilt |  |








## Display

|                         |                        |                             |
|-------------------------|------------------------|-----------------------------|
| Residual time indicator | delay start            | programme status indication |
| spin regulation         | temperature regulation |                             |

## Display type



## Buttons/Options

|  |  |  |
|--|--|--|
|  Delay timer |  Prewash    |  Additional rinse |
|  No spin     |  Rinse hold |  Quick            |
|  Cold wash   |  |  |

Programme progress indicator (light)

On display

End of cycle indicator (light)

On display

## Technical Features

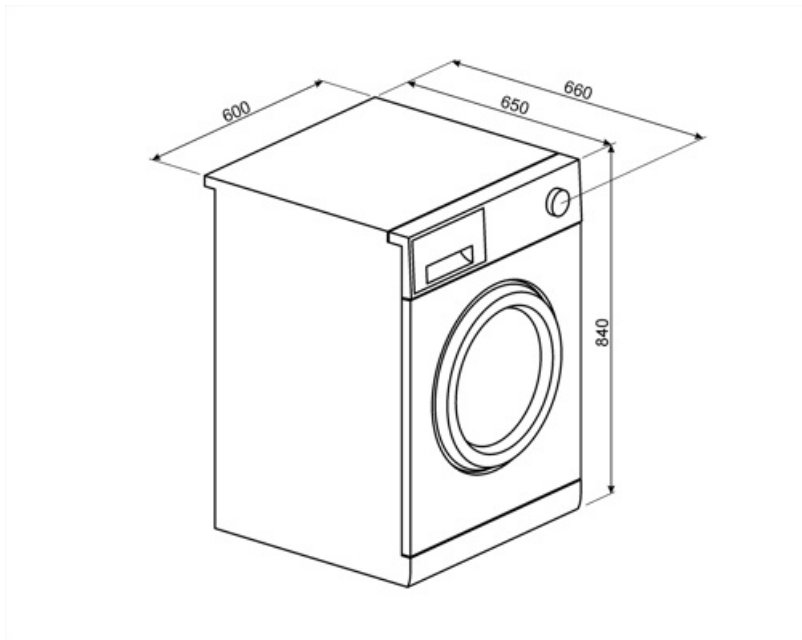


|   |  |   |                |
|---|--|---|----------------|
| <b>Effective consumption</b>                  | 10% less energy consumption than energy rating A+++  | <b>Liquid detergent accessory as standard</b> | Yes            |
| <b>Type of motor</b>                          | Brushless/Inverter                                   | <b>Door diameter</b>                          | 34 cm          |
| <b>Electronic control functioning</b>         | Yes  | <b>Door opening</b>                           | 170°           |
| <b>Programme selection knob</b>               | Yes  | <b>Automatic variable load</b>                | Yes            |
| <b>Spin speed selection on display/LED</b>    | No spin/ 400/ 600/ 800/ 1000/ 1200/ 1400/ Rinse hold | <b>Antifoam system</b>                        | Yes            |
| <b>Display/led for temperature regulation</b> | Yes  | <b>Load balancing system</b>                  | Automatic      |
| <b>Polypropylene tank</b>                     | Yes  | <b>Easy to access filter</b>                  | Yes            |
| <b>Basket</b>                                 | Stainless steel                                      | <b>Child lock (functions block)</b>           | Control block  |
| <b>Drum capacity</b>                          | 72 l   | <b>Aquastop system</b>                        | Acquastop tube |

## Performance / Energy Label - Reg. 2019

---

Supplier's name or  
trademark SMEG



---

## Compatible Accessories



















---
















### KITPLV2

Kit extension for dishwasher and washing machine: lenght mt. 2



## Symbols glossary

|  |  |   |   |
|--|--|---|---|
|    | A+++: Appliances with this symbol can reduce energy consumption by a further 30% from the standard A energy rating.  |    | Acquastop: Some Smeg dishwashers are equipped with a simple Acquastop: float sensor in the bottom which is necessary to prevent an accidental leakage of water inside the appliance.  |
|    | Variable load: In all models of washing machines is present the system of variable load, according to which the machine automatically diversifies the wash cycle and the time of operation depending on the quantity and type of laundry introduced, allowing a significant saving of water and energy power, up to 30% compared to the versions with fixed load.  |    | Automatic Load Balancing: provides an ideal distribution of laundry in the drum. In case if the imbalance is detected, the rotation speed starts being controlled in such way to evenly redistribute laundry in the drum, and thus reduce vibration.                                    |
|    | Child lock: some models are fitted with a device to lock the programme/cycle so it cannot be accidentally changed.   |    | Cold wash   |
|    | Delay timer: can be set to run the programme at a convenient time or to take advantage of off-peak energy periods.   |    | LCD display: to optimize performance and simplify the use of the appliance.   |
|  | 34 cm: Large loading hatch of 34 cm in diameter, makes laundry loading and unloading easier and faster with maximum ease of use.   |  | This option advises when the periodic cleaning of the filters is needed, in order to avoid forgetfulness and thus guarantee the perfect functioning of the dryer over time. The convenient position of the filters makes maintenance fast and extremely simple.                         |
|  | Smeg's evolution towards more intelligent and eco-friendly models has led to the choice of Inverter technology, which significantly reduces consumption.   |  | No spin option: this option allows to exclude the last spin phase, draining the water from the tank   |
|  | Prewash: program designed for heavily soiled garments.   |  | Antiallergic: Antiallergic program with particular attention to the total removal of residual detergent.  |
|  | This cycle automatically select temperature and all the washing parameters.  |  | Cotton: For soiled fabrics in cotton  |
|  | Use to wash your normally soiled, durable cotton and linen laundry. Although it washes longer than all other programmes, it provides high energy and water savings. Actual water temperature may be different from the stated wash temperature. When you load the machine with less laundry (e.g. ½ capacity or less), programme time may automatically get shorter. In this case, energy and water consumption will decrease more, providing a more economic wash. This programme is available in the models with the remaining time indicator. |  | Dark wash: Washing programme to wash your dark colored laundry or colored laundry that you do not want them get faded. Washing is performed with little mechanic action and at low temperatures. It is recommended to use liquid detergent or woolen shampoo for dark coloured laundry. |

|  |  |   |  |
|--|--|---|--|
|    | Delicate: Clothing such as underwear, hosiery and luxury fabrics should be dried on the delicate cycle to help extend the life of the clothing.  |    | To drain the water in the machine.   |
|    | Extra Rinse: Extra Rinse: adds an extra rinse cycle to that already provided in the program chosen, to remove any residual detergent. This function is particularly suitable for those with allergies or skin problems.  |    | Hand wash: this specific programme for delicate fabrics uses slower rotations of the drum to ensure the utmost care for clothing.      |
|    | Super fast 14 min.: a programme designed to wash small amounts of laundry fast, ideal for washing lightly soiled garments.   |    | Duvet: gentle cycle specific for duvet.  |
|    | Extra rinse: The Extra rinse option: can be added to the selected programme when more thorough cleansing of special fabrics is needed.   |    | Terminato il lavaggio il ciclo si blocca con l'acqua in vasca  |
|    | Shirts: a cycle to wash shirts in a short time with the utmost care, using a delicate spin for easy ironing.   |    | Gym: Gym, a cycle designed for washing lightly soiled garments, ie sports wear, this is a fast wash which is also kind to fabrics.     |
|    | Synthetics: to wash your synthetic clothes (shirts, blouses, synthetic/cotton blends, etc.). It washes with a gentle action and has a shorter washing cycle compared to the Cottons programme. For curtains and tulle, use the Synthetic 40°C programme with prewash and anti-creasing functions selected. As their meshed texture causes excessive foaming, wash the veils/tulle by putting little amount of detergent into the main wash compartment. Do not put detergent in the prewash compartment. |    | Wool: this programme for wool or delicate fabrics uses slower rotations of the drum to ensure the utmost care for clothing.            |
|  | Option that allow to reduce times of the selected program.   |  | Volumeplus: Smeg offers models with load up to 8 kg, while maintaining the best washing results, and providing low energy consumption. |
|  | Drum has maximum capacity of 11kg of dry laundry.  |   |  |

---

## Benefit (TT)

---

### **Large capacity**

Large capacity to handle heavy loads with advanced programs for impeccable results every wash

### **LCD Display**

With soft touch control and LCD lights for an improved user experience and easy combination of programmes and options -

### **Inverter**

Greater energy efficiency, lower consumption, and longer lifespan by reducing wear and noise thanks to the Inverter motor