

# WHT1114LSIN



<b>EAN Code</b>	8017709209490
<b>Product Family</b>	Washing Machine
<b>Commercial width</b>	60 cm
<b>Commercial depth</b>	Large capacity
<b>Installation</b>	Free-standing
<b>Load type</b>	Frontal



















## Aesthetics

<b>Colour</b>	White	<b>Programme/temperature knob colour</b>	Silver/Chrome
<b>Front panel colour</b>	Silver	<b>Door colour</b>	Silver, with inner White frame
<b>Led/display colour</b>	White	<b>Door window</b>	
<b>Front panel type</b>	LA OEM BASE	<b>Handle colour</b>	Chrome
<b>Function buttons colour</b>	Black	<b>Drawer Color</b>	
<b>On/Off buttons colour</b>	Silver	<b>Cabinet colour</b>	White
<b>No. of control knobs</b>	1	<b>Top colour</b>	White

## Programs

<b>Controls</b>	Electronic	
<b>Programmes graphics</b>	Written in EN	
<b>Multilanguage clip system</b>	Yes	
<b>Languages clip</b>		
Written in DE	Written in FR	Written in NL
Written in PT	Written in SE	Written in DA
Written in NO	Written in FI	Written in PL
Written in UA		
<b>No. of programmes</b>	16	






### Programmes

 Anti-allergy	 Shirts	 Dark Wash
 Cotton	 Cotton ECO	 Woolmark Hand Wash Safe
 Hand Wash	 Mix	 Quick Wash 14 min
 Refresh	 Drain + Spin	 Silk
 Synthetics	 Sport	 Duvet
 Ultra Delicate		

### Washing Temperature

Cool	20°C	30°C
40°C	50°C	60°C
70°C	80°C	90°C

### Special programmes

 Woolmark Hand Wash Safe	 Anti-allergy	 Handwash
 Quick 14 min	 Quilt	

**Woolmark Cycle**  
**Woolmark Code**  
**Display**









Yes, Woolmark Wool Hand Wash Safe  
M14104

Residual time indicator	delay start	programme status indication
spin regulation	temperature regulation	

### Display type



### Buttons/Options

 Delay timer	 Prewash	 Additional rinse
 No spin	 Rinse hold	 Anti-wrinkle (easy ironing)
 Steam	 Cold wash	

**Programme progress indicator (light)**      On display  
**End of cycle indicator (light)**      On display

## Technical Features



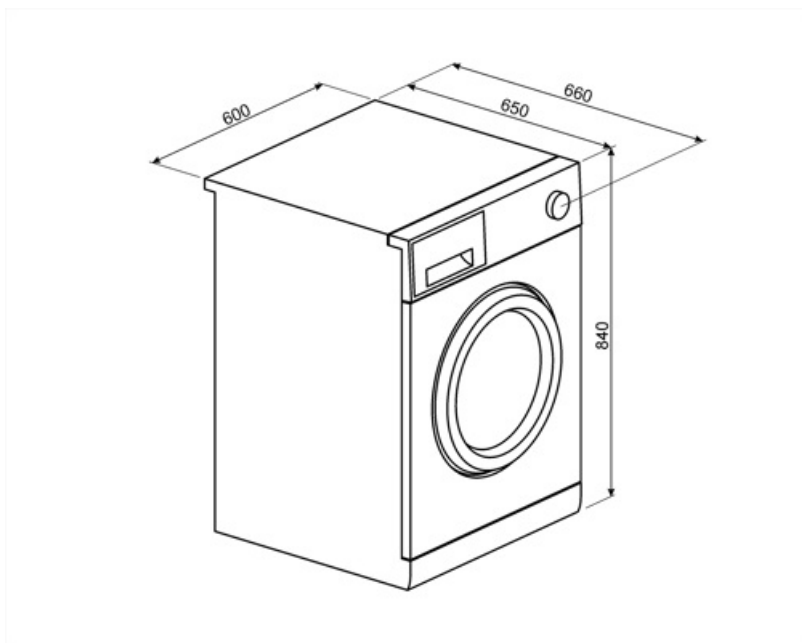
<b>Effective consumption</b>	10% less energy consumption than energy rating A+++	<b>Liquid detergent accessory as standard</b>	Yes
<b>Type of motor</b>	Brushless/Inverter	<b>Door diameter</b>	34 cm
<b>Direct Motion motor</b>	Yes	<b>Door opening</b>	170°
<b>Electronic control functioning</b>	Yes	<b>Automatic variable load</b>	Yes
<b>Programme selection knob</b>	Yes	<b>Antifoam system</b>	Yes
<b>Spin speed selection on display/LED</b>	No spin/ 400/ 600/ 800/ 1000/ 1200/ 1400/ Rinse hold	<b>Load balancing system</b>	Automatic
<b>Display/led for temperature regulation</b>	Yes	<b>Easy to access filter</b>	Yes
<b>Polypropilene tank</b>	Yes	<b>Child lock (functions block)</b>	Control block
<b>Basket</b>	Stainless steel	<b>Aquastop system</b>	Acquastop tube
<b>Drum capacity</b>	72 l		

## Performance / Energy Label - Reg. 2019

Supplier's name or trademark      SMEG

## Electrical Connection

<b>Nominal power</b>	2200 W	<b>Frequency (Hz)</b>	50 Hz
<b>Current</b>	10 A	<b>Power supply cable length</b>	180 cm
<b>Voltage (V)</b>	230 V	<b>Plug</b>	(F;E) Schuko



---

## Compatible Accessories



















---


















**KITPLV2**

Kit extension for dishwasher and washing machine: lenght mt. 2



## Symbols glossary

 <p>Acquastop: Some Smeg dishwashers are equipped with a simple Acquastop: float sensor in the bottom which is necessary to prevent an accidental leakage of water inside the appliance.</p>	 <p>Easy Iron: this is an option which can be selected to ensure the finished laundry is left with less creases to make ironing easier.</p>
 <p>A+++: Appliances with this symbol can reduce energy consumption by a further 30% from the standard A energy rating.</p>	 <p>Variable load: In all models of washing machines is present the system of variable load, according to which the machine automatically diversifies the wash cycle and the time of operation depending on the quantity and type of laundry introduced, allowing a significant saving of water and energy power, up to 30% compared to the versions with fixed load.</p>
 <p>Automatic Load Balancing: provides an ideal distribution of laundry in the drum. In case if the imbalance is detected, the rotation speed starts being controlled in such way to evenly redistribute laundry in the drum, and thus reduce vibration.</p>	 <p>Child lock: some models are fitted with a device to lock the programme/cycle so it cannot be accidentally changed.</p>
 <p>Cold wash.</p>	 <p>Delay timer: can be set to run the programme at a convenient time or to take advantage of off-peak energy periods.</p>
 <p>Direct Motion: electronic management ensures maximum performance at any spin speed, along with more silent operation and greater safety when washing delicate items, thanks to a significant reduction in vibration. For models with 11 kg load capacity.</p>	 <p>LCD display: to optimize performance and simplify the use of the appliance.</p>
 <p>34 cm: Large loading hatch of 34 cm in diameter, makes laundry loading and unloading easier and faster with maximum ease of use.</p>	 <p>This option advises when the periodic cleaning of the filters is needed, in order to avoid forgetfulness and thus guarantee the perfect functioning of the dryer over time. The convenient position of the filters makes maintenance fast and extremely simple.</p>
 <p>Smeg's evolution towards more intelligent and eco-friendly models has led to the choice of Inverter technology, which significantly reduces consumption.</p>	 <p>No spin option: this option allows to exclude the last spin phase, draining the water from the tank</p>
 <p>Prewash: program designed for heavily soiled garments.</p>	 <p>Antiallergic: Antiallergic program with particular attention to the total removal of residual detergent.</p>
 <p>Cotton: programme designed for washing medium to heavily soiled cotton garments, ensuring thorough and effective cleaning.</p>	 <p>Eco 40-60: reference programme defined by EU regulations for measuring the energy performance of washing machines. Ideal for normally soiled cotton garments washable at 40 °C or 60 °C, it provides an excellent balance between cleaning performance and savings, although it requires a longer washing time.</p>

-  **Dark wash:** Washing programme to wash your dark colored laundry or colored laundry that you do not want them get faded. Washing is performed with little mechanic action and at low temperatures. It is recommended to use liquid detergent or woolen shampoo for dark coloured laundry.
-  To drain the water in the machine.
-  **Hand wash:** this specific programme for delicate fabrics uses slower rotations of the drum to ensure the utmost care for clothing.
-  **Super fast 14 min.:** a programme designed to wash small amounts of laundry fast, ideal for washing lightly soiled garments.
-  **Refresh:** an ideal program to refresh the garments that have been kept for a long time indoors and eliminate unpleasant odors, without having to wash.
-  **Shirts:** a cycle to wash shirts in a short time with the utmost care, using a delicate spin for easy ironing.
-  **Synthetics:** programme designed for synthetic and mixed-fibre fabrics. Ideal for lightly to normally soiled garments, it uses moderate temperatures and a gentler washing action to protect the fibres and reduce creasing, ensuring effective cleaning without stressing the materials.
-  **Steam Option:** the steam is perfect for smoothing out creases, refreshing fabrics, neutralizing odors and releasing dirt, destroying allergens more quickly than by washing the item in water.
-  Drum has maximum capacity of 11kg of dry laundry.
-  **Delicate:** Clothing such as underwear, hosiery and luxury fabrics should be dried on the delicate cycle to help extend the life of the clothing.
-  **Extra Rinse:** Extra Rinse: adds an extra rinse cycle to that already provided in the program chosen, to remove any residual detergent. This function is particularly suitable for those with allergies or skin problems.
-  **Mixed fabrics:** this cycle is designed for lightly soiled laundry in a mix of cottons and synthetics, or can be used just to refresh stored items.
-  **Duvet:** gentle cycle specific for duvet.
-  **Terminato il lavaggio il ciclo si blocca con l'acqua in vasca**
-  **Sport:** programme designed to quickly wash sports and technical clothing, which undergo frequent washes, ensuring optimal hygiene and protection of the fibres.
-  **Woolmark Wool Hand Wash Safe:** For Washing Machines: The wool wash cycle of this machine has been approved by The Woolmark Company for the washing of wool garments labelled as "hand wash" provided that the garments are washed according to the instructions issued by the manufacturer of this washing machine. Follow the garment care label for drying and other laundry instructions. For Dryers: The wool drying cycle of this machine has been approved by The Woolmark Company for the drying of wool garments labelled as "hand wash" provided that the garments are dried according to the instructions issued by the manufacturer of this machine. Follow the garment care label for other laundry instructions. "In UK, Eire, Hong Kong and India the Woolmark trade mark is a Certification trade mark."
-  **Volumeplus:** Smeg offers models with load up to 8 kg, while maintaining the best washing results, and providing low energy consumption.

---

## Benefit (TT)

---

### **Large capacity**

Large capacity to handle heavy loads with advanced programs for impeccable results every wash

### **LCD Display**

With soft touch control and LCD lights for an improved user experience and easy combination of programmes and options -

### **Inverter**

Greater energy efficiency, lower consumption, and longer lifespan by reducing wear and noise thanks to the Inverter motor