

WHT114LSIN



















EAN Code	8017709209490
Product Family	Washing Machine
Commercial width	60 cm
Commercial depth	Large capacity
Installation	Free-standing
Load type	Frontal



Programs

Controls	Electronic	
Programmes graphics	Written in EN	
Multilanguage clip system	Yes	
Languages clip		
Written in DE	Written in FR	Written in NL
Written in PT	Written in SE	Written in DA
Written in NO	Written in FI	Written in PL
Written in UA		
No. of programmes	16	






Programmes

 Anti-allergy	 Shirts	 Dark Wash
 Cotton	 Cotton ECO	 Woolmark Hand Wash Safe
 Hand Wash	 Mix	 Quick Wash 14 min
 Refresh	 Drain + Spin	 Silk
 Synthetics	 Sport	 Duvet
 Ultra Delicate		

Washing Temperature

Cool	20°C	30°C
40°C	50°C	60°C
70°C	80°C	90°C

Special programmes









 Woolmark Hand Wash Safe	 Anti-allergy	 Handwash
 Quick 14 min	 Quilt	

Woolmark Cycle	Yes, Woolmark Wool Hand Wash Safe	
Woolmark Code	M14104	
Display		

Residual time indicator	delay start	programme status indication
spin regulation	temperature regulation	

Display type	
--------------	-------------------------------------------------------------------------------------

Buttons/Options

 Delay timer	 Prewash	 Additional rinse
 No spin	 Rinse hold	 Anti-wrinkle (easy ironing)
 Steam	 Cold wash	

Programme progress indicator (light)	On display
End of cycle indicator (light)	On display

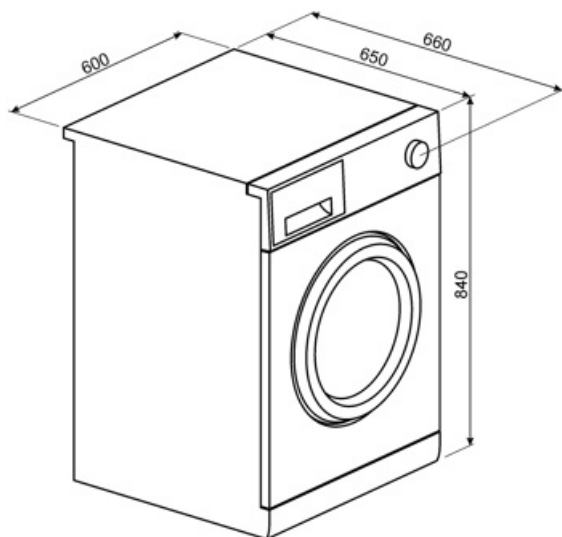
Technical Features



Effective consumption	10% less energy consumption than energy rating A+++	Liquid detergent accessory as standard	Yes
Type of motor	Brushless/Inverter	Door diameter	34 cm
Direct Motion motor	Yes	Door opening	170°
Electronic control functioning	Yes	Automatic variable load	Yes
Programme selection knob	Yes	Antifoam system	Yes
Spin speed selection on display/LED	No spin/ 400/ 600/ 800/ 1000/ 1200/ 1400/ Rinse hold	Load balancing system	Automatic
Display/led for temperature regulation	Yes	Easy to access filter	Yes
Polypropylene tank	Yes	Child lock (functions block)	Control block
Basket	Stainless steel	Aquastop system	Acquastop tube
Drum capacity	72 l		

Performance / Energy Label - Reg. 2019

Supplier's name or trademark SMEG



















Compatible Accessories















KITPLV2

Kit extension for dishwasher and washing machine: lenght mt. 2



Symbols glossary

	A+++: Appliances with this symbol can reduce energy consumption by a further 30% from the standard A energy rating.		Acquastop: Some Smeg dishwashers are equipped with a simple Acquastop: float sensor in the bottom which is necessary to prevent an accidental leakage of water inside the appliance.
	Easy Iron: this is an option which can be selected to ensure the finished laundry is left with less creases to make ironing easier.		Variable load: In all models of washing machines is present the system of variable load, according to which the machine automatically diversifies the wash cycle and the time of operation depending on the quantity and type of laundry introduced, allowing a significant saving of water and energy power, up to 30% compared to the versions with fixed load.
	Automatic Load Balancing: provides an ideal distribution of laundry in the drum. In case if the imbalance is detected, the rotation speed starts being controlled in such way to evenly redistribute laundry in the drum, and thus reduce vibration.		Child lock: some models are fitted with a device to lock the programme/cycle so it cannot be accidentally changed.
	Cold wash		Delay timer: can be set to run the programme at a convenient time or to take advantage of off-peak energy periods.
	Direct Motion: electronic management ensures maximum performance at any spin speed, along with more silent operation and greater safety when washing delicate items, thanks to a significant reduction in vibration. For models with 11 kg load capacity.		LCD display: to optimize performance and simplify the use of the appliance.
	34 cm: Large loading hatch of 34 cm in diameter, makes laundry loading and unloading easier and faster with maximum ease of use.		This option advises when the periodic cleaning of the filters is needed, in order to avoid forgetfulness and thus guarantee the perfect functioning of the dryer over time. The convenient position of the filters makes maintenance fast and extremely simple.
	Smeg's evolution towards more intelligent and eco-friendly models has led to the choice of Inverter technology, which significantly reduces consumption.		No spin option: this option allows to exclude the last spin phase, draining the water from the tank
	Prewash: program designed for heavily soiled garments.		Antiallergic: Antiallergic program with particular attention to the total removal of residual detergent.

 <p>Cotton: For soiled fabrics in cotton</p>	 <p>Use to wash your normally soiled, durable cotton and linen laundry. Although it washes longer than all other programmes, it provides high energy and water savings. Actual water temperature may be different from the stated wash temperature. When you load the machine with less laundry (e.g. ½ capacity or less), programme time may automatically get shorter. In this case, energy and water consumption will decrease more, providing a more economic wash. This programme is available in the models with the remaining time indicator.</p>
 <p>Dark wash: Washing programme to wash your dark colored laundry or colored laundry that you do not want them get faded. Washing is performed with little mechanic action and at low temperatures. It is recommended to use liquid detergent or woolen shampoo for dark coloured laundry.</p>	 <p>Delicate: Clothing such as underwear, hosiery and luxury fabrics should be dried on the delicate cycle to help extend the life of the clothing.</p>
 <p>To drain the water in the machine.</p>	 <p>Extra Rinse: Extra Rinse: adds an extra rinse cycle to that already provided in the program chosen, to remove any residual detergent. This function is particularly suitable for those with allergies or skin problems.</p>
 <p>Hand wash: this specific programme for delicate fabrics uses slower rotations of the drum to ensure the utmost care for clothing.</p>	 <p>Mixed fabrics: this cycle is designed for lightly soiled laundry in a mix of cottons and synthetics, or can be used just to refresh stored items.</p>
 <p>Super fast 14 min.: a programme designed to wash small amounts of laundry fast, ideal for washing lightly soiled garments.</p>	 <p>Duvet: gentle cycle specific for duvet.</p>
 <p>Refresh: an ideal program to refresh the garments that have been kept for a long time indoors and eliminate unpleasant odors, without having to wash.</p>	 <p>Terminato il lavaggio il ciclo si blocca con l'acqua in vasca</p>
 <p>Shirts: a cycle to wash shirts in a short time with the utmost care, using a delicate spin for easy ironing.</p>	 <p>Gym: Gym, a cycle designed for washing lightly soiled garments, ie sports wear, this is a fast wash which is also kind to fabrics.</p>



Synthetics: to wash your synthetic clothes (shirts, blouses, synthetic/cotton blends, etc.). It washes with a gentle action and has a shorter washing cycle compared to the Cottons programme. For curtains and tulle, use the Synthetic 40°C programme with prewash and anti-creasing functions selected. As their meshed texture causes excessive foaming, wash the veils/tulle by putting little amount of detergent into the main wash compartment. Do not put detergent in the prewash compartment.



Woolmark Wool Hand Wash Safe: For Washing Machines: The wool wash cycle of this machine has been approved by The Woolmark Company for the washing of wool garments labelled as "hand wash" provided that the garments are washed according to the instructions issued by the manufacturer of this washing machine. Follow the garment care label for drying and other laundry instructions. For Dryers: The wool drying cycle of this machine has been approved by The Woolmark Company for the drying of wool garments labelled as "hand wash" provided that the garments are dried according to the instructions issued by the manufacturer of this machine. Follow the garment care label for other laundry instructions. "In UK, Eire, Hong Kong and India the Woolmark trade mark is a Certification trade mark."



Steam Option: the steam is perfect for smoothing out creases, refreshing fabrics, neutralizing odors and releasing dirt, destroying allergens more quickly than by washing the item in water.



Volumeplus: Smeg offers models with load up to 8 kg, while maintaining the best washing results, and providing low energy consumption.



Drum has maximum capacity of 11kg of dry laundry.

Benefit (TT)

Large capacity

Large capacity to handle heavy loads with advanced programs for impeccable results every wash

LCD Display

With soft touch control and LCD lights for an improved user experience and easy combination of programmes and options -

Inverter

Greater energy efficiency, lower consumption, and longer lifespan by reducing wear and noise thanks to the Inverter motor