

WHT712EIN














| | |
|-------------------------|-----------------|
| EAN Code | 8017709237059 |
| Product Family | Washing Machine |
| Commercial width | 60 cm |
| Commercial depth | Standard |
| Installation | Free-standing |
| Load type | Frontal |



Programs

| | | |
|----------------------------------|---------------|---------------|
| Controls | Electronic | |
| Programmes graphics | Written in EN | |
| Multilanguage clip system | Yes | |
| Languages clip | | |
| Written in DE | Written in FR | Written in NL |
| Written in PT | Written in SE | Written in DA |
| Written in NO | Written in FI | Written in PL |
| Written in UA | | |
| No. of programmes | 16 | |


Programmes

| | | |
|---|--|---|
|  Anti-allergy |  Shirts |  Dark Wash |
|  Cotton |  Cotton ECO |  Delicate 20° |
|  Jeans |  Wool |  Hand Wash |
|  Lingerie |  Mix |  Quick Wash 14 min |
|  Drain + Spin |  Synthetics |  Sport |
|  Curtains | | |

Washing Temperature

| | | |
|------|------|------|
| Cool | 30°C | 40°C |
| 60°C | 90°C | |

Special programmes

| | | |
|---|--|--|
|  Shirts |  Jeans |  Wool |
|  Quick 14 min |  Curtains | |








Display

| | | |
|-------------------------|------------------------|-----------------------------|
| Residual time indicator | delay start | programme status indication |
| spin regulation | temperature regulation | |

Display type



Buttons/Options

| | | |
|--|--|--|
|  Delay timer |  Prewash |  Additional rinse |
|  No spin |  Rinse hold |  Quick |
|  Cold wash | | |

| | |
|--------------------------------------|------------|
| Programme progress indicator (light) | On display |
| End of cycle indicator (light) | On display |

Technical Features



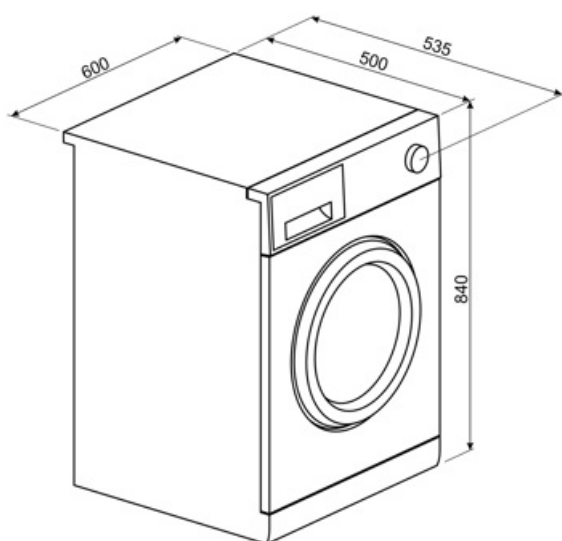
Liquid detergent
accessory as standard

Yes

| | | | |
|---|---|-------------------------------------|---------------|
| Effective consumption | 10% less energy consumption than energy rating A+++ | Door diameter | 34 cm |
| Type of motor | Brushless/Inverter | Door opening | 170° |
| Electronic control functioning | Yes | Automatic variable load | Yes |
| Programme selection knob | Yes | Antifoam system | Yes |
| Spin speed selection on display/LED | No spin/ 600/ 800/ 1200/ Rinse hold | Load balancing system | Automatic |
| Display/led for temperature regulation | Yes | Easy to access filter | Yes |
| Polypropilene tank | Yes | Child lock (functions block) | Control block |
| Basket | Stainless steel | | |
| Drum capacity | 50 l | | |

Performance / Energy Label - Reg. 2019

Supplier's name or trademark SMEG



















Compatible Accessories

















KITPLV2

Kit extension for dishwasher and washing machine: lenght mt. 2



Symbols glossary

| | | | |
|--|--|---|---|
|  | A+++: Appliances with this symbol can reduce energy consumption by a further 30% from the standard A energy rating. |  | Variable load: In all models of washing machines is present the system of variable load, according to which the machine automatically diversifies the wash cycle and the time of operation depending on the quantity and type of laundry introduced, allowing a significant saving of water and energy power, up to 30% compared to the versions with fixed load. |
|  | Automatic Load Balancing: provides an ideal distribution of laundry in the drum. In case if the imbalance is detected, the rotation speed starts being controlled in such way to evenly redistribute laundry in the drum, and thus reduce vibration. |  | Child lock: some models are fitted with a device to lock the programme/cycle so it cannot be accidentally changed. |
|  | Cold wash |  | Delay timer: can be set to run the programme at a convenient time or to take advantage of off-peak energy periods. |
|  | LED display: to show programmes, functions and options selected and the time to the end of the cycle. |  | 34 cm: Large loading hatch of 34 cm in diameter, makes laundry loading and unloading easier and faster with maximum ease of use. |
|  | This option advises when the periodic cleaning of the filters is needed, in order to avoid forgetfulness and thus guarantee the perfect functioning of the dryer over time. The convenient position of the filters makes maintenance fast and extremely simple. |  | Smeg's evolution towards more intelligent and eco-friendly models has led to the choice of Inverter technology, which significantly reduces consumption. |
|  | No spin option: this option allows to exclude the last spin phase, draining the water from the tank |  | Prewash: program designed for heavily soiled garments. |
|  | Antiallergic: Antiallergic program with particular attention to the total removal of residual detergent. |  | Cotton: For soiled fabrics in cotton |
|  | Use to wash your normally soiled, durable cotton and linen laundry. Although it washes longer than all other programmes, it provides high energy and water savings. Actual water temperature may be different from the stated wash temperature. When you load the machine with less laundry (e.g. ½ capacity or less), programme time may automatically get shorter. In this case, energy and water consumption will decrease more, providing a more economic wash. This programme is available in the models with the remaining time indicator. |  | Curtains: Program for washing the curtains. |

| | |
|---|---|
|  <p>Dark wash: Washing programme to wash your dark colored laundry or colored laundry that you do not want them get faded. Washing is performed with little mechanic action and at low temperatures. It is recommended to use liquid detergent or woolen shampoo for dark coloured laundry.</p> |  <p>Delicate 20°: Clothing such as underwear, hosiery and luxury fabrics should be dried on the delicate cycle to help extend the life of the clothing.</p> |
|  <p>To drain the water in the machine.</p> |  <p>Extra Rinse: Extra Rinse: adds an extra rinse cycle to that already provided in the program chosen, to remove any residual detergent. This function is particularly suitable for those with allergies or skin problems.</p> |
|  <p>Hand wash: this specific programme for delicate fabrics uses slower rotations of the drum to ensure the utmost care for clothing.</p> |  <p>Jeans: a washing cycle which is kind to the colour and fabric of denim whilst minimising wrinkles.</p> |
|  <p>Use it to wash your delicate laundry. It washes with a gentler action without any interim spins compared to the Synthetics program. It should be used for laundry for which sensitive wash is recommended.</p> |  <p>Mixed fabrics: this cycle is designed for lightly soiled laundry in a mix of cottons and synthetics, or can be used just to refresh stored items.</p> |
|  <p>Super fast 14 min.: a programme designed to wash small amounts of laundry fast, ideal for washing lightly soiled garments.</p> |  <p>Terminato il lavaggio il ciclo si blocca con l'acqua in vasca</p> |
|  <p>Shirts: a cycle to wash shirts in a short time with the utmost care, using a delicate spin for easy ironing.</p> |  <p>Gym: Gym, a cycle designed for washing lightly soiled garments, ie sports wear, this is a fast wash which is also kind to fabrics.</p> |
|  <p>Synthetics: to wash your synthetic clothes (shirts, blouses, synthetic/cotton blends, etc.). It washes with a gentle action and has a shorter washing cycle compared to the Cottons programme. For curtains and tulle, use the Synthetic 40°C programme with prewash and anti-creasing functions selected. As their meshed texture causes excessive foaming, wash the veils/tulle by putting little amount of detergent into the main wash compartment. Do not put detergent in the prewash compartment.</p> |  <p>Wool: this programme for wool or delicate fabrics uses slower rotations of the drum to ensure the utmost care for clothing.</p> |
|  <p>Option that allow to reduce times of the selected program.</p> |  <p>Drum has maximum capacity of 7kg of dry laundry.</p> |

Benefit (TT)

Standard dimensions to fit any home environment, with optimal capacity and advanced features

LED Display

With soft touch control and LED lights for intuitive and fast setting and selection of each option

Inverter

Greater energy efficiency, lower consumption, and longer lifespan by reducing wear and noise thanks to the Inverter motor