
















WM127IN

EAN Code	8017709177935
Product Family	Washing Machine
Commercial width	60 cm
Commercial depth	Standard
Installation	Free-standing
Load type	Frontal



Programs

Controls	Electronic
Programmes graphics	Written in EN
No. of programmes	16
Programmes	

 Cotton	 Cotton 20°
 Cotton 40°	 Cotton ECO
 Delicates	 Intensive
 Intensive +	 Wool
 Hand Wash	 Mix
 Daily	 Quick Wash
 Rinse	 Drain + Spin
 Synthetics	 Curtains

Washing Temperature

Cool 30°C

40°C 60°C

90°C

Special programmes



Wool



Handwash



Daily



Quick



Curtains

Display

Residual time indicator delay start

programme status indication spin regulation

temperature regulation

Display type



Buttons/Options



Delay timer



Prewash



Additional rinse



Anti-wrinkle (easy ironing)



Quick

Programme progress indicator (light) On display

End of cycle indicator (light) On display

Technical Features



Type of motor Standard

Electronic control functioning Yes

Programme selection knob Yes

Door diameter 30 cm

Door opening 165°

Automatic variable load Yes

Antifoam system Yes

Load balancing system Automatic

Easy to access filter Yes

Child lock (functions block) Control block

Spin speed selection on display/LED No spin/ 400/ 600/ 800/ 900/ 1000/ 1200/ Rinse hold

Anti-flood system

Yes

Display/led for temperature regulation Yes

Polypropilene tank Yes

Basket Stainless steel

Drum capacity 50 l

Performance / Energy Label - Reg. 2019

Supplier's name or trademark SMEG























Compatible Accessories










KITPLV2

Kit extension for dishwasher and washing machine: lenght mt. 2



Symbols glossary

	A+: Energy efficiency class A+ helps to save up to 10% energy compared to class A. Maximum performance with minimum consumption is guaranteed.		Easy Iron: this is an option which can be selected to ensure the finished laundry is left with less creases to make ironing easier.
	Variable load: In all models of washing machines is present the system of variable load, according to which the machine automatically diversifies the wash cycle and the time of operation depending on the quantity and type of laundry introduced, allowing a significant saving of water and energy power, up to 30% compared to the versions with fixed load.		Automatic Load Balancing: provides an ideal distribution of laundry in the drum. In case if the imbalance is detected, the rotation speed starts being controlled in such way to evenly redistribute laundry in the drum, and thus reduce vibration.
	Child lock: some models are fitted with a device to lock the programme/cycle so it cannot be accidentally changed.		Delay timer: can be set to run the programme at a convenient time or to take advantage of off-peak energy periods.
	LCD display: to optimize performance and simplify the use of the appliance.		30 cm: Large loading hatch of 30-32-33 cm in diameter, makes laundry loading and unloading easier and faster with maximum ease of use.
	This option advises when the periodic cleaning of the filters is needed, in order to avoid forgetfulness and thus guarantee the perfect functioning of the dryer over time. The convenient position of the filters makes maintenance fast and extremely simple.		Prewash: program designed for heavily soiled garments.
	For lightly soiled fabrics in cotton and linen		Cotton 40°: For soiled fabrics in cotton
	Cotton: For soiled fabrics in cotton		Use to wash your normally soiled, durable cotton and linen laundry. Although it washes longer than all other programmes, it provides high energy and water savings. Actual water temperature may be different from the stated wash temperature. When you load the machine with less laundry (e.g. ½ capacity or less), programme time may automatically get shorter. In this case, energy and water consumption will decrease more, providing a more economic wash. This programme is available in the models with the remaining time indicator.
	Curtains: Program for washing the curtains.		Daily: useful program to wash lightly soiled garments quickly.
	Delicate: Clothing such as underwear, hosiery and luxury fabrics should be dried on the delicate cycle to help extend the life of the clothing.		To drain the water in the machine.
	Extra Rinse: Extra Rinse: adds an extra rinse cycle to that already provided in the program chosen, to remove any residual detergent. This function is particularly suitable for those with allergies or skin problems.		Hand wash: this specific programme for delicate fabrics uses slower rotations of the drum to ensure the utmost care for clothing.

-
- | | | | |
|--|--|---|--|
|  | This option intensifies the selected program. Cycle duration and water consumption are reduced considering the clothes type, however guaranteeing excellent washing results, even in the case of stains that are difficult to eliminate. |  | This option intensifies the selected program. Cycle duration and water consumption are reduced considering the clothes type, however guaranteeing excellent washing results, even in the case of stains that are difficult to eliminate. |
|  | Mixed fabrics: this cycle is designed for lightly soiled laundry in a mix of cottons and synthetics, or can be used just to refresh stored items. |  | Super fast: a programme designed to wash small amounts of laundry fast, ideal for washing lightly soiled garments. |
|  | Extra rinse: The Extra rinse option: can be added to the selected programme when more thorough cleansing of special fabrics is needed. |  | Synthetics: to wash your synthetic clothes (shirts, blouses, synthetic/cotton blends, etc.). It washes with a gentle action and has a shorter washing cycle compared to the Cottons programme. For curtains and tulle, use the Synthetic 40°C programme with prewash and anti-creasing functions selected. As their meshed texture causes excessive foaming, wash the veils/tulle by putting little amount of detergent into the main wash compartment. Do not put detergent in the prewash compartment. |
|  | Wool: this programme for wool or delicate fabrics uses slower rotations of the drum to ensure the utmost care for clothing. |  | Option that allow to reduce times of the selected program. |
|  | Drum has maximum capacity of 7kg of dry laundry. | | |

Benefit (TT)

Standard dimensions to fit any home environment, with optimal capacity and advanced features

LCD Display

With soft touch control and LCD lights for an improved user experience and easy combination of programmes and options -