

# WM3T94SSA

<b>EAN Code</b>	8017709296216
<b>Product Family</b>	Washing Machine
<b>Commercial width</b>	60 cm
<b>Commercial depth</b>	Standard
<b>Installation</b>	Free-standing
<b>Load type</b>	Frontal



## Aesthetics

<b>Colour</b>	Silver	<b>Programme/temperature knob colour</b>	Chrome
<b>Front panel colour</b>	Silver	<b>Door colour</b>	Black with chrome ring
<b>Led/display colour</b>	White	<b>Door window</b>	Giant door
<b>Front panel type</b>	T3	<b>Handle colour</b>	Chrome
<b>Function buttons colour</b>	Cromato	<b>Drawer Color</b>	Chrome
<b>On/Off buttons colour</b>	Cromato	<b>Cabinet colour</b>	Silver
<b>No. of control knobs</b>	1	<b>Top colour</b>	Silver

## Programs

<b>Controls</b>	Electronic
<b>Programmes graphics</b>	Written in EN
<b>No. of programmes</b>	15

### Programmes

Anti-allergy	Cotton 40°	Cotton 60°
Cotton Prewash	Eco 20°	Jeans/Capi scuri
Wool	Hand Wash	Outdoor
Duvet	Daily Fast 60'	Quick wash 15 min
Rinse	Drain + Spin	Synthetics

### Washing Temperature

Cool	20°C	30°C
40°C	60°C	90°C

### Special programmes

Outdoor	Anti-allergy	Wool
Handwash	Quick 15 min	

### Display

Residual time indicator      delay start

### Display type



### Buttons/Options

Stain Level	Stain Type	Options
Save+ / Express	Delay timer	Spin Speed

Temperature

End of cycle indicator (light)      On display

## Technical Features

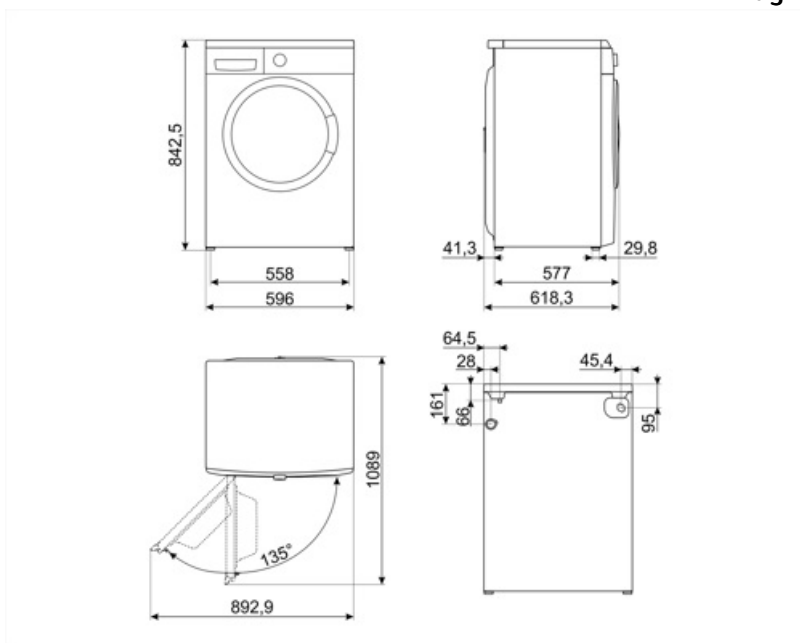


<b>Effective consumption</b>	20% less energy consumption than energy rating A+++	<b>Door diameter</b>	33 cm
<b>Type of motor</b>	Brushless/Inverter	<b>Door opening</b>	160°
<b>Electronic control functioning</b>	Yes	<b>Automatic variable load</b>	Yes
		<b>Antifoam system</b>	Yes
		<b>Load balancing system</b>	Automatic
		<b>Easy to access filter</b>	Yes

Programme selection knob	Yes	Child lock (functions block)	Control block
Spin speed selection on display/LED	No spin/ 400/ 800/ 1000/ 1200/ 1400	Anti-flood system	Yes
Display/led for temperature regulation	Yes		
Polypropilene tank	Yes		
Basket	Stainless steel		
Drum capacity	61 l		

## Electrical Connection

Nominal power	2200 W	Frequency (Hz)	50 Hz
Current	10 A	Power supply cable length	160 cm
Voltage (V)	220-240 V	Plug	(M) Sud Africa



---

## Compatible Accessories





















---

**KITPLV2**

Kit extension for dishwasher and washing machine: lenght mt. 2



## Symbols glossary

-  A+++: Appliances with this symbol can reduce energy consumption by a further 30% from the standard A energy rating.
-  Automatic Load Balancing: provides an ideal distribution of laundry in the drum. In case if the imbalance is detected, the rotation speed starts being controlled in such way to evenly redistribute laundry in the drum, and thus reduce vibration.
-  Delay timer: can be set to run the programme at a convenient time or to take advantage of off-peak energy periods.
-  33 cm: Large loading hatch of 30-32-33 cm in diameter, makes laundry loading and unloading easier and faster with maximum ease of use.
-  Smeg's evolution towards more intelligent and eco-friendly models has led to the choice of Inverter technology, which significantly reduces consumption.
-  Cotton 40°: For soiled fabrics in cotton
-  Prewash cotton
-  Hand wash: this specific programme for delicate fabrics uses slower rotations of the drum to ensure the utmost care for clothing.
-  Extra rinse: The Extra rinse option: can be added to the selected programme when more thorough cleansing of special fabrics is needed.
-  Synthetics: programme designed for synthetic and mixed-fibre fabrics. Ideal for lightly to normally soiled garments, it uses moderate temperatures and a gentler washing action to protect the fibres and reduce creasing, ensuring effective cleaning without stressing the materials.
-  Variable load: In all models of washing machines is present the system of variable load, according to which the machine automatically diversifies the wash cycle and the time of operation depending on the quantity and type of laundry introduced, allowing a significant saving of water and energy power, up to 30% compared to the versions with fixed load.
-  Child lock: some models are fitted with a device to lock the programme/cycle so it cannot be accidentally changed.
-  LED display: to show programmes, functions and options selected and the time to the end of the cycle.
-  This option advises when the periodic cleaning of the filters is needed, in order to avoid forgetfulness and thus guarantee the perfect functioning of the dryer over time. The convenient position of the filters makes maintenance fast and extremely simple.
-  Antiallergic: Antiallergic program with particular attention to the total removal of residual detergent.
-  Cotton 60°: For soiled fabrics in cotton
-  To drain the water in the machine.
-  Quick 15 min.: ideal for small loads of lightly soiled garments, it guarantees a fast wash in a very short time.
-  Spin: a programme designed to perform an effective spin cycle to remove excess water from garments.
-  Wool: this programme for wool or delicate fabrics uses slower rotations of the drum to ensure the utmost care for clothing.



Drum has maximum capacity of 9kg of dry laundry.



Jeans / Dark garments: Special cycle designed to meet the washing needs of jeans or dark garments. The program allows you to wash the garments respecting colors and minimizing creases thanks to minimal mechanical action and low temperatures.



Temperature Adjustment: allows you to tailor the wash cycle to your needs by selecting the most suitable temperature to protect fabrics, remove dirt, and achieve optimal results with every wash.

---

## Benefit (TT)

---

Standard dimensions to fit any home environment, with optimal capacity and advanced features

### **15 programmes**

Up to 15 programmes to meet every daily need

### **LED Display**

With soft touch control and LED lights for intuitive and fast setting and selection of each option

### **Inverter**

Greater energy efficiency, lower consumption, and longer lifespan by reducing wear and noise thanks to the Inverter motor

### **Giant door**

Increased convenience and versatility, making loading and unloading laundry easier thanks to the new giant door opening