

WMFABPK-2



EAN Code 8017709229726
Produktfamilie Waschmaschine
Komm. Breite 60 cm
Komm. Tiefe 56 cm (XXL VolumePlus)
Installation Standgerät
Beladungstyp Frontlader



Programme

Bedienungsart Elektronisch
Programmgrafik Symbole
Anzahl der Waschprogramme 15
Programme

- | | | |
|--|---|---|
|  Weichspüler |  Hemden/Business |  Baumwolle |
|  Baumwolle ECO |  Pflegeleicht |  Jeans |
|  Wolle |  Handwäsche |  Mix |
|  Nacht |  Schnell |  Spülen/Schleudern |
|  Abpumpen/Schleudern |  Synthetik |  Sport |

Variable Temperaturregelung

Kaltwäsche	30°C	40°C
60°C	75°C	90°C

Sonderprogramme

- | | | |
|--|---|---|
|  Hemden/Business |  Jeans |  Nacht |
|  Kurz 15 min. |  Sport | |

Displayanzeige

Restzeitanzeige

Zeitvorwahl

Füllmengenvorgabe

Programmstatus

Schleuderleistung

Waschtemperatur

Display



Sonderfunktionen



Zeitvorwahl



FlexiTime



Vorwäsche



Extraspülen



Schleuderausschluss



Bügelleicht



Intensiv



Kaltwäsche

Anzeige Programmstatus

Ja

Anzeige Programmende

Ja

Technische Eigenschaften



Motortyp

Standard

Beladungsöffnung Ø

30 cm

Elektronische

Ja

Türöffnungswinkel

110°

Unwuchtkontrolle

Mengenautomatik

Ja

Programmwahl über
Bedienknebel

Ja

Schaumerkennung

Ja

Variable

Schleuderausschluss/ 600/
800/ 1000/ 1200/ 1400

Unwuchtkontrolle

Ja

Schleuderdrehzahl über
Display/Led

Flusensieb/Fremdkörperfalle

Ja

Temperaturregelung
über Display

Ja

herausnehmbar

Tastensperre/Kindersicherung

Ja

Einspülkammer:
Kunststoff (PP)

Ja

Überlaufschutz

Ja

Trommelmaterial

Edelstahl

Stop-Aqua

Ja

Trommelvolumen

54 l

Wasserschutzsystem

Einsatz für

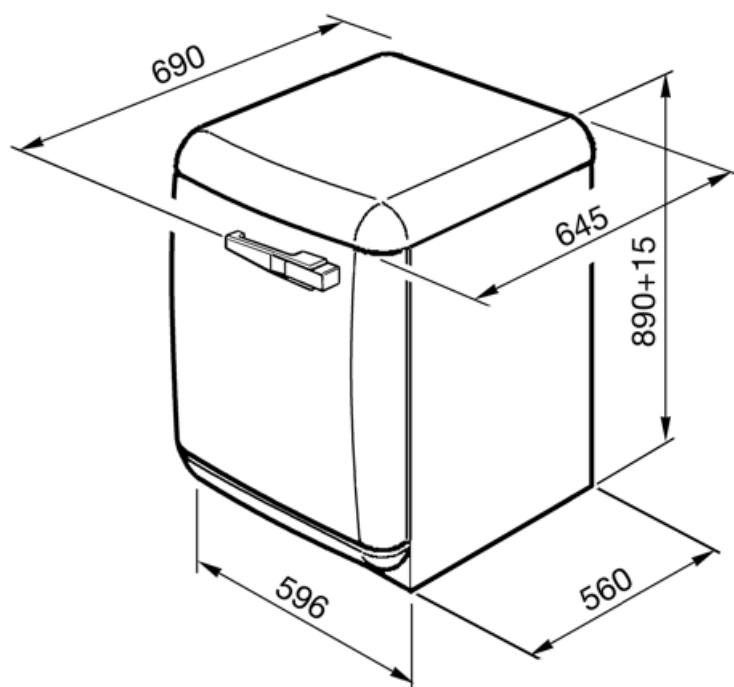
Ja

Flüssigwaschmittel

Technische Daten / Energielabel - Reg. 2019 - bindend ab 1.3.2021

Name oder
Handelsmarke des
Lieferanten

SMEG













Kompatibel Zubehör



















KITPLV2



Kit 2 m Schlauchverlängerung für Wasserzu-/Ablauf in 3/4" inkl. Verbindungszubehör, geeignet für Geschirrspüler, Waschautomaten und Vollwaschtrockner

Symbols glossary

 <p>Total acquastop: Most models of Smeg dishwashers are equipped with Acquastop Totale, which allows to avoid flooding as a result of water leakage. The system consists of a float sensor, disposed under the inner chamber of a dishwasher, which blocks water supply inside the appliance in case of water leakage into the lower tray. An additional electromagnetic valve on the water inlet hose also automatically blocks water supply if detecting water leakage in the hose. For Laundry: Total acquastop, the product is built with 3 levels of anti-flood devices to ensure protection against water leakage. For Laundry: Total acquastop, the product is built with 3 levels of anti-flood devices to ensure protection against water leakage.</p>	 <p>Easy Iron: this is an option which can be selected to ensure the finished laundry is left with less creases to make ironing easier.</p>
 <p>Variable load: In all models of washing machines is present the system of variable load, according to which the machine automatically diversifies the wash cycle and the time of operation depending on the quantity and type of laundry introduced, allowing a significant saving of water and energy power, up to 30% compared to the versions with fixed load.</p>	 <p>Automatic Load Balancing: provides an ideal distribution of laundry in the drum. In case if the imbalance is detected, the rotation speed starts being controlled in such way to evenly redistribute laundry in the drum, and thus reduce vibration.</p>
 <p>Kindersicherung: Eine Tastensperre, die einen ungewollten Zugriff auf die Funktionen verhindert.</p>	
 <p>Cold wash</p>	 <p>Delay timer: can be set to run the programme at a convenient time or to take advantage of off-peak energy periods.</p>
 <p>LED-Display: zur optischen Anzeige der gewählten Programme, Funktionen und Optionen sowie die Restlaufzeit bis Programmende.</p>	 <p>30 cm: Large loading hatch of 30-32-33 cm in diameter, makes laundry loading and unloading easier and faster with maximum ease of use.</p>
 <p>This option advises when the periodic cleaning of the filters is needed, in order to avoid forgetfulness and thus guarantee the perfect functioning of the dryer over time. The convenient position of the filters makes maintenance fast and extremely simple.</p>	 <p>FlexiTime: The FlexiTime option allows the user to reduce the time of the cycle selected, providing extra flexibility and control.</p>
 <p>Intensive: this option intensifies the selected program. Cycle duration and water consumption are reduced by taking into account the type of laundry, while still guaranteeing excellent washing results, even in the case of stains that are difficult to eliminate.</p>	 <p>No spin option: this option allows to exclude the last spin phase, draining the water from the tank</p>
 <p>Prewash: program designed for heavily soiled garments.</p>	 <p>Cotton: For soiled fabrics in cotton</p>

- | | |
|--|--|
|  <p>Use to wash your normally soiled, durable cotton and linen laundry. Although it washes longer than all other programmes, it provides high energy and water savings. Actual water temperature may be different from the stated wash temperature. When you load the machine with less laundry (e.g. ½ capacity or less), programme time may automatically get shorter. In this case, energy and water consumption will decrease more, providing a more economic wash. This programme is available in the models with the remaining time indicator.</p> |  <p>Delicate: Clothing such as underwear, hosiery and luxury fabrics should be dried on the delicate cycle to help extend the life of the clothing.</p> |
|  <p>To drain the water in the machine.</p> |  <p>Verlängerte Nachspülung</p> |
|  <p>Hand wash: this specific programme for delicate fabrics uses slower rotations of the drum to ensure the utmost care for clothing.</p> |  <p>Jeans: a washing cycle which is kind to the colour and fabric of denim whilst minimising wrinkles.</p> |
|  <p>Mixed fabrics: this cycle is designed for lightly soiled laundry in a mix of cottons and synthetics, or can be used just to refresh stored items.</p> |  <p>PRG NACHT</p> |
|  <p>Super fast 15 min: a programme designed to wash small amounts of laundry fast, ideal for washing lightly soiled garments.</p> |  <p>Super fast: a programme designed to wash small amounts of laundry fast, ideal for washing lightly soiled garments.</p> |
|  <p>To drain the water into the basket + centrifuge action</p> |  <p>Shirts: a cycle to wash shirts in a short time with the utmost care, using a delicate spin for easy ironing.</p> |
|  <p>Softener</p> |  <p>Gym: Gym, a cycle designed for washing lightly soiled garments, ie sports wear, this is a fast wash which is also kind to fabrics.</p> |
|  <p>Synthetics: to wash your synthetic clothes (shirts, blouses, synthetic/cotton blends, etc.). It washes with a gentle action and has a shorter washing cycle compared to the Cottons programme. For curtains and tulle, use the Synthetic 40°C programme with prewash and anti-creasing functions selected. As their meshed texture causes excessive foaming, wash the veils/tulle by putting little amount of detergent into the main wash compartment. Do not put detergent in the prewash compartment.</p> |  <p>Wool: this programme for wool or delicate fabrics uses slower rotations of the drum to ensure the utmost care for clothing.</p> |
|  <p>Volumeplus: Smeg offers models with load up to 8 kg, while maintaining the best washing results, and providing low energy consumption.</p> |  <p>Drum has maximum capacity of 7kg of dry laundry.</p> |