

WNP04SEAIN1



EAN Code	8017709347154
Product Family	Washing Machine
Commercial width	60 cm
Commercial depth	Large capacity
Installation	Free-standing
Load type	Frontal















Aesthetics

Colour	White	Programme/temperature knob colour	Black/Chrome
Front panel colour	White	Door colour	Black with chrome ring
Led/display colour	White	Door window	Giant door
Front panel type	NovaCare	Handle colour	Black
Function buttons colour	Black	Drawer Color	White
On/Off buttons colour	Black	Cabinet colour	White
No. of control knobs	1	Top colour	White

Programs

Controls	Electronic
Programmes graphics	Written in EN
Multilanguage clip system	Yes
No. of programmes	15




Programmes

Cold Wash	 Anti-allergy	Stain-resistant
 Shirts	 Cotton	 Eco 40-60
 Wool/Hand wash	 Mix	Duvet
 Quick Wash 14 min	 Refresh	 Rinse
 Drain + Spin	 Self Clean	 Synthetics

Washing Temperature

Cool	20°C	30°C
40°C	60°C	90°C

Special programmes

Refresh	 Wool/Hand wash	 Anti-allergy
Antimacchia	 Quick 14 min	






Display

Residual time indicator	delay start	programme status indication
-------------------------	-------------	-----------------------------

Display type




Buttons/Options

 End Time	 Spin Speed	 Temperature
 Intensive	 Steam	Smart Water

Programme progress indicator (light)	On display
End of cycle indicator (light)	On display

Technical Features



Durability index	8,4	Liquid detergent accessory as standard	Yes
Type of motor	Brushless/Inverter	Door diameter	34 cm
Electronic control functioning	Yes	Door opening	160°
Programme selection knob	Yes	Automatic variable load	Yes
Spin speed selection on display/LED	No spin/ 600/ 800/ 1200/ 1400/ Rinse hold	Antifoam system	Yes
Display/led for temperature regulation	Yes	Load balancing system	Automatic
Polypropilene tank	Yes	Easy to access filter	Yes
Basket	Stainless steel	Child lock (functions block)	Control block
Drum capacity	65 l		

Performance / Energy Label - Reg. 2019



Supplier's name or trademark	SMEG	Spin-drying efficiency class	B
Rated Capacity	10 kg	Airbone acoustical noise class	B
Energy Efficiency Class	A		

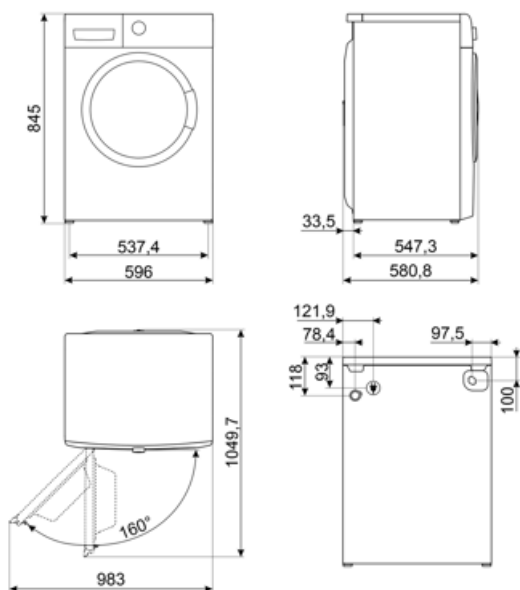
Energy_cons_100 51 kWh
 Water Consumption 51 litres

Airbone acoustical noise 75 dB(A) re 1 pW
 Programme duration at rated capacity 3:48 h:min

Electrical Connection

Nominal power 2200 W
 Current 10 A
 Voltage (V) 230 V

Frequency (Hz) 50 Hz
 Power supply cable length 140 cm
 Plug (F;E) Schuko























Compatible Accessories








KITPLV2

Kit extension for dishwasher and washing machine: lenght mt. 2



Symbols glossary

 <p>Variable load: In all models of washing machines is present the system of variable load, according to which the machine automatically diversifies the wash cycle and the time of operation depending on the quantity and type of laundry introduced, allowing a significant saving of water and energy power, up to 30% compared to the versions with fixed load.</p>	 <p>Automatic Load Balancing: provides an ideal distribution of laundry in the drum. In case if the imbalance is detected, the rotation speed starts being controlled in such way to evenly redistribute laundry in the drum, and thus reduce vibration.</p>
 <p>Child lock: some models are fitted with a device to lock the programme/cycle so it cannot be accidentally changed.</p>	 <p>Energy efficiency class A</p>
 <p>LED display: to show programmes, functions and options selected and the time to the end of the cycle.</p>	 <p>34 cm: Large loading hatch of 34 cm in diameter, makes laundry loading and unloading easier and faster with maximum ease of use.</p>
 <p>End Time : this function allows you to set the desired finishing time of the wash cycle. You can plan when your laundry will be ready, aligning the end of the programme with your daily schedule while ensuring optimal washing results.</p>	 <p>This option advises when the periodic cleaning of the filters is needed, in order to avoid forgetfulness and thus guarantee the perfect functioning of the dryer over time. The convenient position of the filters makes maintenance fast and extremely simple.</p>
 <p>Intensive option: this function extends the duration of the wash cycle and increases the intensity of the wash, ensuring a deeper cleaning for heavily soiled garments.</p>	 <p>Smeg's evolution towards more intelligent and eco-friendly models has led to the choice of Inverter technology, which significantly reduces consumption.</p>
 <p>Antiallergic: Antiallergic program with particular attention to the total removal of residual detergent.</p>	 <p>Cotton: programme designed for washing medium to heavily soiled cotton garments, ensuring thorough and effective cleaning.</p>
 <p>Eco 40-60: reference programme defined by EU regulations for measuring the energy performance of washing machines. Ideal for normally soiled cotton garments washable at 40 °C or 60 °C, it provides an excellent balance between cleaning performance and savings, although it requires a longer washing time.</p>	 <p>To drain the water in the machine.</p>
 <p>Mixed fabrics: this cycle is designed for lightly soiled laundry in a mix of cottons and synthetics, or can be used just to refresh stored items.</p>	 <p>Super fast 14 min.: a programme designed to wash small amounts of laundry fast, ideal for washing lightly soiled garments.</p>
 <p>Refresh: an ideal program to refresh the garments that have been kept for a long time indoors and eliminate unpleasant odors, without having to wash.</p>	 <p>Extra rinse: The Extra rinse option: can be added to the selected programme when more thorough cleansing of special fabrics is needed.</p>
 <p>Shirts: a cycle to wash shirts in a short time with the utmost care, using a delicate spin for easy ironing.</p>	 <p>Spin: a programme designed to perform an effective spin cycle to remove excess water from garments.</p>

-
-  Synthetics: programme designed for synthetic and mixed-fibre fabrics. Ideal for lightly to normally soiled garments, it uses moderate temperatures and a gentler washing action to protect the fibres and reduce creasing, ensuring effective cleaning without stressing the materials.
-  Volumeplus: Smeg offers models with load up to 8 kg, while maintaining the best washing results, and providing low energy consumption.
-  Drum has maximum capacity of 10kg of dry laundry.
-  Temperature Adjustment: allows you to tailor the wash cycle to your needs by selecting the most suitable temperature to protect fabrics, remove dirt, and achieve optimal results with every wash.
-  Steam Option: the steam is perfect for smoothing out creases, refreshing fabrics, neutralizing odors and releasing dirt, destroying allergens more quickly than by washing the item in water.
-  Wool/Hand wash: ideal program for delicate, wool and silk garments that require particular attention in washing. It uses room temperature water and slow drum rotations to ensure maximum garment care.
-  Self Clean: this programme, to be run with an empty drum, thoroughly cleans the inside of the washing machine by removing fabric and detergent residues, as well as bacteria that can accumulate during low-temperature washes.

Benefit (TT)

Large capacity

Large capacity to handle heavy loads with advanced programs for impeccable results every wash

15 programmes

Up to 15 programmes to meet every daily need

LED Display

With soft touch control and LED lights for intuitive and fast setting and selection of each option

Steam Energy Technology

Perfect removal of stains, smells, creases and allergens using steam

Steam Energy technology, uses steam, at the beginning or end of the cycle depending on the programme, to remove stains, creases, smells and allergens.

Inverter

Greater energy efficiency, lower consumption, and longer lifespan by reducing wear and noise thanks to the Inverter motor

Giant door

Increased convenience and versatility, making loading and unloading laundry easier thanks to the new giant door opening