


# WNP84SEAIN1

EAN Code	8017709347178
Product familie	Wasmachine
Commerciële breedte	60 cm
Commerciële diepte	Standaard capaciteit
Installatie	Vrijstaand
Type lading	Voorlader



## Design

Kleur	Wit	Kleur programma- of programma-/temperatuurknop	Black/Chrome
Kleur voorpaneel	Wit	Kleur patrijspoort deur	Black with chrome ring
Kleur LED/ display	Wit	Door window	Giant door
Type voorpaneel	NovaCare	Kleur handgreep	Wit
Kleur functietoetsen	Zwart	Drawer Color	Wit
Kleur on/off toets	Wit	Kleur behuizing	Wit
Aantal bedieningsknoppen	1	Kleur top	Wit

## Programma's

Bediening	Elektronisch
Grafische weergave programma's	Tekst EN
Meertalig clipsysteem	Ja
Aantal programma's	15

### Programma's

Cold Wash	Anti-allergisch	Stain-resistant
Overhemden/ Blouses	Katoen	Eco 40-60
Wool/Hand wash	Gemixed	Duvet
Snelle Was 14 min	Refresh	Spoelen
Centrifugeren	Self Clean	Synthetisch

### Wastemperaturen

Koud	20°C	30°C
40°C	60°C	90°C

### Speciale programma's

Refresh	Wool/Hand wash	Anti-allergisch
Antimacchia	Snel 14 min.	

### Display

Weergave resttijd	Start uitstel	Programmavoortgang indicatie
-------------------	---------------	------------------------------

### Type display



### Toetsen/opties

End Time	Spin Speed	Temperature
Snel	Stoom	Smart Water

Programmavoortgang indicator

Op display

Indicator einde cyclus

Op display

## Technische specificaties



<b>Durability index</b>	8,3	<b>Diameter deur</b>	34 cm
<b>Type motor</b>	Inverter motor	<b>Opening deur</b>	160°
<b>Functionering met elektronische controle</b>	Ja	<b>Variabele automatische lading</b>	Ja
<b>Programmaknop</b>	Ja	<b>Schuimbewaking</b>	Ja
<b>Centrifuge regeling op display/ LED</b>	Niet centrifugeren/ 600/ 800/ 1200/ 1400 toeren/ Stop tijdens weken	<b>Balanceringsysteem belading</b>	Automatisch
<b>Temperatuurregeling op display/ LED</b>	Ja	<b>Makkelijk te bereiken filter</b>	Ja

Polypropyleen kuip	Ja	Kinderbeveiliging	Blokkeringsinstellingen
Trommel	Inox	Anti-overloopsysteem	Ja
Capaciteit trommel	55 l		

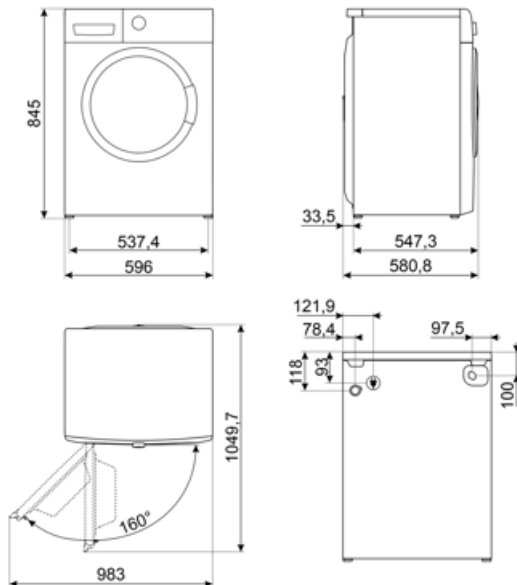
## Prestaties/Energie label - Reg. 2019



Supplier's name or trademark	SMEG	Spin-drying efficiency class	B
Rated Capacity	8 kg	Airbone acoustical noise class	B
Energie-efficiëntieklasse	A	Airbone acoustical noise	76 dB(A) re 1 pW
Energy_cons_100	47 kWh	Programme duration at rated capacity	3:38 h:min
Water verbruik	47 litres		

## Elektrische aansluiting

Aansluitwaarde	2200 W	Frequentie	50 Hz
Stroom	10 A	Lengte voedingskabel	140 cm
Spanning (V)	230 V	Stekker	(F;E) Schuko



---

## Compatible Accessories

---



### KITPLV2

Kit extension for dishwasher and washing machine: lenght mt. 2





















### KITSPNC











Stacking kit dedicated to WN & DN  
Dimension (mm): L598xH35xP618



### KITSPNC1

## Symbols glossary

 <p>Variable load: In all models of washing machines is present the system of variable load, according to which the machine automatically diversifies the wash cycle and the time of operation depending on the quantity and type of laundry introduced, allowing a significant saving of water and energy power, up to 30% compared to the versions with fixed load.</p>	 <p>Automatic Load Balancing: provides an ideal distribution of laundry in the drum. In case if the imbalance is detected, the rotation speed starts being controlled in such way to evenly redistribute laundry in the drum, and thus reduce vibration.</p>
 <p>Sommige modellen zijn voorzien van een functie om het programma/de cyclus te blokkeren zodat het niet per ongeluk kan aangepast worden.</p>	 <p>Energie-efficiëntieklasse</p>
 <p>Cold wash.</p>	 <p>LED display: to show programmes, functions and options selected and the time to the end of the cycle.</p>
 <p>34 cm: Large loading hatch of 34 cm in diameter, makes laundry loading and unloading easier and faster with maximum ease of use.</p>	 <p>End Time : this function allows you to set the desired finishing time of the wash cycle. You can plan when your laundry will be ready, aligning the end of the programme with your daily schedule while ensuring optimal washing results.</p>
 <p>This option advises when the periodic cleaning of the filters is needed, in order to avoid forgetfulness and thus guarantee the perfect functioning of the dryer over time. The convenient position of the filters makes maintenance fast and extremely simple.</p>	 <p>De evolutie van Smeg vaatwassers naar meer intelligente en milieuvriendelijke modellen heeft ertoe geleid om de inverter technologie te gebruiken, die een significante energie- en geluidsbesparing met zich meebrengt.</p>
 <p>Antiallergic: Antiallergic program with particular attention to the total removal of residual detergent.</p>	 <p>Eco 40-60: reference programme defined by EU regulations for measuring the energy performance of washing machines. Ideal for normally soiled cotton garments washable at 40 °C or 60 °C, it provides an excellent balance between cleaning performance and savings, although it requires a longer washing time.</p>
 <p>Cotton: programme designed for washing medium to heavily soiled cotton garments, ensuring thorough and effective cleaning.</p>	 <p>To drain the water in the machine.</p>
 <p>Wool/Hand wash: ideal program for delicate, wool and silk garments that require particular attention in washing. It uses room temperature water and slow drum rotations to ensure maximum garment care.</p>	 <p>Mixed fabrics: this cycle is designed for lightly soiled laundry in a mix of cottons and synthetics, or can be used just to refresh stored items.</p>
 <p>Super fast 14 min.: a programme designed to wash small amounts of laundry fast, ideal for washing lightly soiled garments.</p>	 <p>Refresh: an ideal program to refresh the garments that have been kept for a long time indoors and eliminate unpleasant odors, without having to wash.</p>

- 
-  Extra rinse: The Extra rinse option: can be added to the selected programme when more thorough cleansing of special fabrics is needed.
-  Shirts: a cycle to wash shirts in a short time with the utmost care, using a delicate spin for easy ironing.
-  ...
-  Option that allow to reduce times of the selected program.
-  Drum has maximum capacity of 8kg of dry laundry.
-  Self Clean: this programme, to be run with an empty drum, thoroughly cleans the inside of the washing machine by removing fabric and detergent residues, as well as bacteria that can accumulate during low-temperature washes.
-  Spin: a programme designed to perform an effective spin cycle to remove excess water from garments.
-  Synthetics: programme designed for synthetic and mixed-fibre fabrics. Ideal for lightly to normally soiled garments, it uses moderate temperatures and a gentler washing action to protect the fibres and reduce creasing, ensuring effective cleaning without stressing the materials.
-  Steam Option: the steam is perfect for smoothing out creases, refreshing fabrics, neutralizing odors and releasing dirt, destroying allergens more quickly than by washing the item in water.
-  Temperature Adjustment: allows you to tailor the wash cycle to your needs by selecting the most suitable temperature to protect fabrics, remove dirt, and achieve optimal results with every wash.

## Benefit (TT)

---

Standard dimensions to fit any home environment, with optimal capacity and advanced features

### **15 programmes**

Up to 15 programmes to meet every daily need

### **LED Display**

With soft touch control and LED lights for intuitive and fast setting and selection of each option

### **Steam Energy Technology**

Perfect removal of stains, smells, creases and allergens using steam

Steam Energy technology, uses steam, at the beginning or end of the cycle depending on the programme, to remove stains, creases, smells and allergens.

### **Inverter**

Greater energy efficiency, lower consumption, and longer lifespan by reducing wear and noise thanks to the Inverter motor

### **Giant door**

Increased convenience and versatility, making loading and unloading laundry easier thanks to the new giant door opening