


# WNP96SLAAIN



<b>EAN Code</b>	8017709328221
<b>Product familie</b>	Wasmachine
<b>Commerciële breedte</b>	60 cm
<b>Commerciële diepte</b>	Grote capaciteit
<b>Installatie</b>	Vrijstaand
<b>Type lading</b>	Voorlader





## Design

<b>Kleur</b>	Wit	<b>Kleur programma- of programma-/temperatuurknop</b>	Black/Chrome
<b>Kleur voorpaneel</b>	Wit	<b>Kleur patrijspoort deur</b>	Black with chrome ring
<b>Kleur LED/ display</b>	Wit	<b>Door window</b>	Giant door
<b>Type voorpaneel</b>	NovaCare	<b>Kleur handgreep</b>	Verchroomd
<b>Kleur functietoetsen</b>	Zwart	<b>Drawer Color</b>	Wit
<b>Kleur on/off toets</b>	Zwart	<b>Kleur behuizing</b>	Wit
<b>Aantal bedieningsknoppen</b>	1	<b>Kleur top</b>	Wit

## Programma's

<b>Bediening</b>	Elektronisch
<b>Grafische weergave programma's</b>	Tekst EN
<b>Meertalig clipsysteem</b>	Ja
<b>Aantal programma's</b>	14

## Programma's

 Anti-allergisch	 Auto Program	 Overhemden/ Blouses
 Katoen	 Eco 40-60	 Wool/Hand wash
 Gemixed	Outdoor	 Snelle Was 14 min
 Refresh	 Spoelen	 Centrifugeren
 Self Clean	 Synthetisch	

## Wastemperaturen

Koud	20°C	30°C
40°C	60°C	90°C

## Speciale programma's

Automatic	Outdoor	Refresh
-----------	---------	---------

 Anti-allergisch	 Snel 14 min.
--	--

## Display

Weergave resttijd	Start uitstel	Programmavoortgang indicatie
-------------------	---------------	------------------------------








Centrifuge regeling

Temperatuurregeling

## Type display



## Toetsen/opties

 End Time	Anticrease+	Autodose
 Extra Rinse	 Spin Speed	 Temperature
 Anti-kreuk	 Snel	 Stoom

Programmavoortgang indicator  
Indicator einde cyclus

Op display  
Op display

## Technische specificaties



Type motor	Inverter motor	Diameter deur	34 cm
Functionering met elektronische controle	Ja	Opening deur	160°
Programmaknop	Ja	Variabele automatische lading	Ja

Centrifuge regeling op display/ LED	Niet centrifugeren/ 600/ 800/ 1200/ 1600/ Stop tijdens weken
Temperatuurregeling op display/ LED	Ja
Polypropyleen kuip	Ja
Trommel	Inox
Capaciteit trommel	65 l
Accessoire voor vloeibare reinigingsmiddelen meegeleverd	Ja

Schuimbewaking	Ja
Balanceringsysteem belading	Automatisch
Makkelijk te bereiken filter	Ja
Kinderbeveiliging	Blokkeringsinstellingen
Anti-overloopsysteem	Ja

## Prestaties/Energie label - Reg. 2019



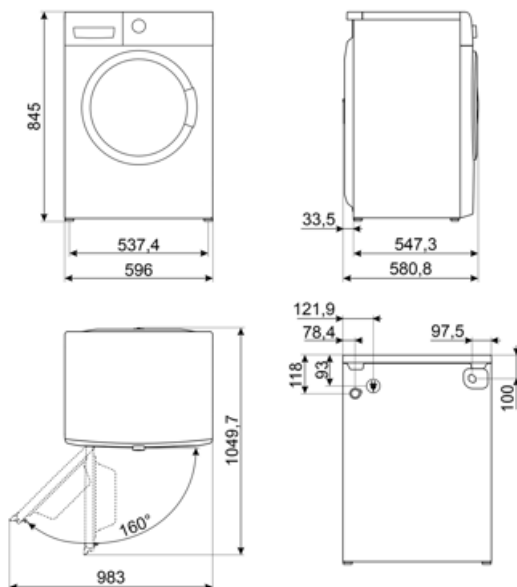
Supplier's name or trademark	SMEG
Rated Capacity	9 kg
Energie-efficiëntieklasse	A
Energy_cons_100	49 kWh
Water verbruik	43 litres

Spin-drying efficiency class	A
Airbone acoustical noise class	C
Airbone acoustical noise	78 dB(A) re 1 pW
Programme duration at rated capacity	3:48 h:min

## Elektrische aansluiting

Aansluitwaarde	2200 W
Stroom	10 A
Spanning (V)	230 V

Frequentie	50 Hz
Lengte voedingskabel	140 cm
Stekker	(F;E) Schuko



---

## Compatible Accessories

---



### KITPLV2

Kit extension for dishwasher and washing machine: lenght mt. 2





















### KITSPNC

Stacking kit dedicated to WN & DN  
Dimension (mm): L598xH35xP618



### KITSPNC1

## Symbols glossary

 <p><b>Easy Iron:</b> this is an option which can be selected to ensure the finished laundry is left with less creases to make ironing easier.</p>	 <p><b>Variable load:</b> In all models of washing machines is present the system of variable load, according to which the machine automatically diversifies the wash cycle and the time of operation depending on the quantity and type of laundry introduced, allowing a significant saving of water and energy power, up to 30% compared to the versions with fixed load.</p>
 <p><b>Automatic Load Balancing:</b> provides an ideal distribution of laundry in the drum. In case if the imbalance is detected, the rotation speed starts being controlled in such way to evenly redistribute laundry in the drum, and thus reduce vibration.</p>	 <p>Sommige modellen zijn voorzien van een functie om het programma/de cyclus te blokkeren zodat het niet per ongeluk kan aangepast worden.</p>
 <p><b>LCD display:</b> to optimize performance and simplify the use of the appliance.</p>	 <p><b>34 cm:</b> Large loading hatch of 34 cm in diameter, makes laundry loading and unloading easier and faster with maximum ease of use.</p>
 <p>This option advises when the periodic cleaning of the filters is needed, in order to avoid forgetfulness and thus guarantee the perfect functioning of the dryer over time. The convenient position of the filters makes maintenance fast and extremely simple.</p>	 <p>De evolutie van Smeg vaatwassers naar meer intelligente en milieuvriendelijke modellen heeft ertoe geleid om de inverter technologie te gebruiken, die een significante energie- en geluidsbesparing met zich meebrengt.</p>
 <p><b>Antiallergic:</b> Antiallergic program with particular attention to the total removal of residual detergent.</p>	 <p>This cycle automatically select temperature and all the washing parameters.</p>
 <p><b>Cotton:</b> programme designed for washing medium to heavily soiled cotton garments, ensuring thorough and effective cleaning.</p>	 <p><b>Eco 40-60:</b> reference programme defined by EU regulations for measuring the energy performance of washing machines. Ideal for normally soiled cotton garments washable at 40 °C or 60 °C, it provides an excellent balance between cleaning performance and savings, although it requires a longer washing time.</p>
 <p>To drain the water in the machine.</p>	 <p><b>Extra Rinse:</b> Extra Rinse: adds an extra rinse cycle to that already provided in the program chosen, to remove any residual detergent. This function is particularly suitable for those with allergies or skin problems.</p>
 <p><b>Mixed fabrics:</b> this cycle is designed for lightly soiled laundry in a mix of cottons and synthetics, or can be used just to refresh stored items.</p>	 <p><b>Super fast 14 min.:</b> a programme designed to wash small amounts of laundry fast, ideal for washing lightly soiled garments.</p>
 <p><b>Refresh:</b> an ideal program to refresh the garments that have been kept for a long time indoors and eliminate unpleasant odors, without having to wash.</p>	 <p><b>Extra rinse:</b> The Extra rinse option: can be added to the selected programme when more thorough cleansing of special fabrics is needed.</p>



Shirts: a cycle to wash shirts in a short time with the utmost care, using a delicate spin for easy ironing.



Synthetics: programme designed for synthetic and mixed-fibre fabrics. Ideal for lightly to normally soiled garments, it uses moderate temperatures and a gentler washing action to protect the fibres and reduce creasing, ensuring effective cleaning without stressing the materials.



Steam Option: the steam is perfect for smoothing out creases, refreshing fabrics, neutralizing odors and releasing dirt, destroying allergens more quickly than by washing the item in water.



Drum has maximum capacity of 9kg of dry laundry.



Energie-efficiëntieklasse



Temperature Adjustment: allows you to tailor the wash cycle to your needs by selecting the most suitable temperature to protect fabrics, remove dirt, and achieve optimal results with every wash.



Spin: a programme designed to perform an effective spin cycle to remove excess water from garments.



Option that allow to reduce times of the selected program.



Volumeplus: Smeg offers models with load up to 8 kg, while maintaining the best washing results, and providing low energy consumption.



Wool/Hand wash: ideal program for delicate, wool and silk garments that require particular attention in washing. It uses room temperature water and slow drum rotations to ensure maximum garment care.



Self Clean: this programme, to be run with an empty drum, thoroughly cleans the inside of the washing machine by removing fabric and detergent residues, as well as bacteria that can accumulate during low-temperature washes.



End Time : this function allows you to set the desired finishing time of the wash cycle. You can plan when your laundry will be ready, aligning the end of the programme with your daily schedule while ensuring optimal washing results.

## Benefit (TT)

---

### Large capacity

Large capacity to handle heavy loads with advanced programs for impeccable results every wash

### 14 programmes

Up to 14 programmes to meet every daily need

### LCD Display

With soft touch control and LCD lights for an improved user experience and easy combination of programmes and options -

### Steam Energy Technology

Perfect removal of stains, smells, creases and allergens using steam

Steam Energy technology, uses steam, at the beginning or end of the cycle depending on the programme, to remove stains, creases, smells and allergens.

### Inverter

Greater energy efficiency, lower consumption, and longer lifespan by reducing wear and noise thanks to the Inverter motor

### Giant door

Increased convenience and versatility, making loading and unloading laundry easier thanks to the new giant door opening

### Autodose

Perfect washing without waste: automatic dosing for garment care and ease of use