

# ZAS8L1743E



<b>Product Family</b>	Refrigerator
<b>Installation</b>	Built-in
<b>Category</b>	One Door
<b>Built-in niche</b>	178
<b>Reference width</b>	Until 60 cm
<b>Reference height</b>	160 - 200 cm
<b>Cooling type</b>	Fan assisted
<b>Defrost</b>	Automatic
<b>Hinge type</b>	Sliding
<b>Hinge position</b>	Right
<b>Reversible door</b>	Yes
<b>EAN code</b>	8017709339340



## Aesthetics



<b>Aesthetic</b>	Universale	<b>Door shelves profile color</b>	Silver
<b>Colour</b>	White	<b>Drawers profile color</b>	Silver
<b>Material</b>	Metal sheet	<b>Color of glass shelf profile</b>	Silver
<b>Side material</b>	Steel	<b>Display</b>	LCD Touch
<b>Side colour</b>	White	<b>Display position</b>	Interno (sul Top)
<b>Logo</b>	Silk screen		

## Refrigerator compartment features



<b>No. of adjustable shelves</b>	5	<b>Type of crisper/vegetable drawers cover</b>	Glass
<b>Number of fruit and vegetables drawers</b>	1	<b>Low temperature compartment</b>	Yes
<b>Shelves material</b>	Glass	<b>Internal light in fridge</b>	Yes
<b>Type of crisper/vegetable drawers cover</b>	On sliding rails	<b>Type of internal light (fridge)</b>	LED
<b>Crisper Cover</b>	Yes		

## Refrigerator Inner Door

<b>No. of door shelves with transparent cover</b>	1	<b>No. of bottle shelves</b>	1
---	---	------------------------------	---

Number of adjustable door shelves 3

## Other Refrigerator features



Accessories Kit listeria, Egg tray Fan Yes

## Other technical features



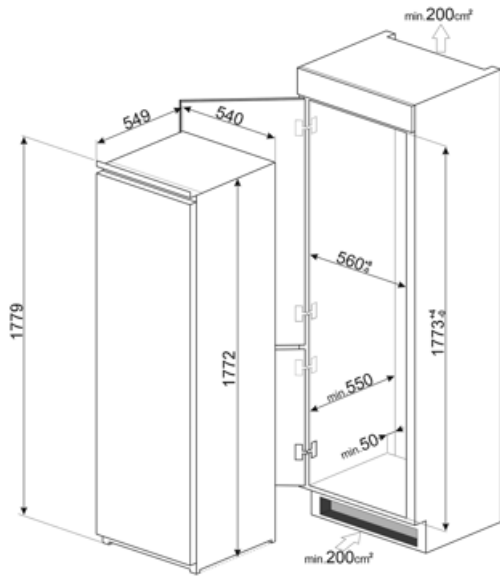
Functions display	Holiday, Fast cooling, Control lock, Temperature alarm, Cooling timer
Temperature alarm lamp	Yes
Door open alarm	Yes
Temperature Alarm	Yes
Type of temperature control	Electronic
No. of compressors	1
Refrigerant gas type	R600a
Type of compressor	Standard
Refrigerant Quantity (gr)	38 g
Foam agent	Cyclopentane

## Electrical Connection

Electrical connection rating	100 W	Frequency (Hz)	50 Hz
Current	0,7 A	Power supply cable length	240 cm
Voltage (V)	230-240 V	Plug	(M) Sud Africa

## Logistic Information








Width	548 mm	Height	1772 mm
Width of the built-in niche	560 mm	Height of the built-in niche	1780 mm
Depth without handle	549 mm	Product width with maximum doors opening	548 mm
Depth of the built-in niche	550 mm		



---

## Symbols glossary

---

- |  |   |   |  |
|--|---|---|--|
|  | The automatic defrost system works by automatically defrosting at regular intervals eliminating the need to defrost altogether. |  | Child lock: some models are fitted with a device to lock the programme/cycle so it cannot be accidentally changed.                         |
|  | LCD display: to optimize performance and simplify the use of the appliance.   |  | Ventilated: Forced distribution of cold air in the refrigerator compartment, which allows even temperature distribution within the fridge. |
|  | Power saving mode: The power saving mode allows you to disable the refrigerator and keep the freezer working.                   |  | LED interior lighting: is a more energy efficient and long lasting way of illuminating the interior of the appliance.                      |
|  | Built-in niche  |   |  |