

# CMS4303X



Product Family	Coffee machine
Type	Automatic
Category	45 cm compact



## Aesthetics





Aesthetic	Classica	Type of steel	Brushed
Colour	Stainless steel	Glass Type	Eclipse
Finishing	Fingerproof	Logo	Embossed










## Controls



Display	4,3" TFT colour soft touch	No. of controls	2
No. of display languages	17	Control knobs	Classic
Display languages	IT, GB, FR, NL, SP, PT, SWE, RU, DE, DK, PL, NO, FI, TR, ET, KK, UK	Controls colour	Steel effect
Type of control setting	Touch control		

## Programs / Functions

N° drinks	
Coffee function (single)	
Coffee function (double)	
Pre-heat infuser function	Yes
Automatic Cappuccino maker with separate tank for milk	Yes
Hot water function: for Tea or other drinks	

Ground coffee option	
Adjustable coffee intensity	
Variable coffee length	
Adjustable cappuccino foam	
Programmed automatic switch-on	
Automatic rinsing	
Automatic descaling	
Variable coffee temperature	
Adjustable coffee grinder	
Water hardness	Yes
Lack of water signal	Yes
Child lock	Yes
Demo mode	Yes

## Technical Features



<b>Coffee granules compartment</b>	Yes	<b>Heating system</b>	Thermoblock + Steamer
<b>Ground coffee compartment</b>	Yes	<b>Grinder</b>	Semiprofessional stainless steel conical grinder
<b>Removable water container</b>	Yes	<b>Pump pressure</b>	15 bar
<b>Used coffee waste container</b>	Yes (14 single, 7 double)	<b>Water container capacity</b>	2.50 l
<b>Height-adjustable coffee spout</b>	Yes, 85-142 mm	<b>Coffee granule container capacity</b>	350 g
<b>Steam dispenser</b>	Yes	<b>Light Type</b>	LED
<b>Drip tray</b>	Yes	<b>Lights</b>	4
<b>Removable milk jug</b>	Yes	<b>Installation</b>	On telescopic guides with soft closing
<b>Thermal carafe</b>	Yes, stainless steel 0,5 L with autoclean system	<b>Frontal approach</b>	Yes
<b>Cup holder</b>	Yes, warmed		

## Electrical Connection

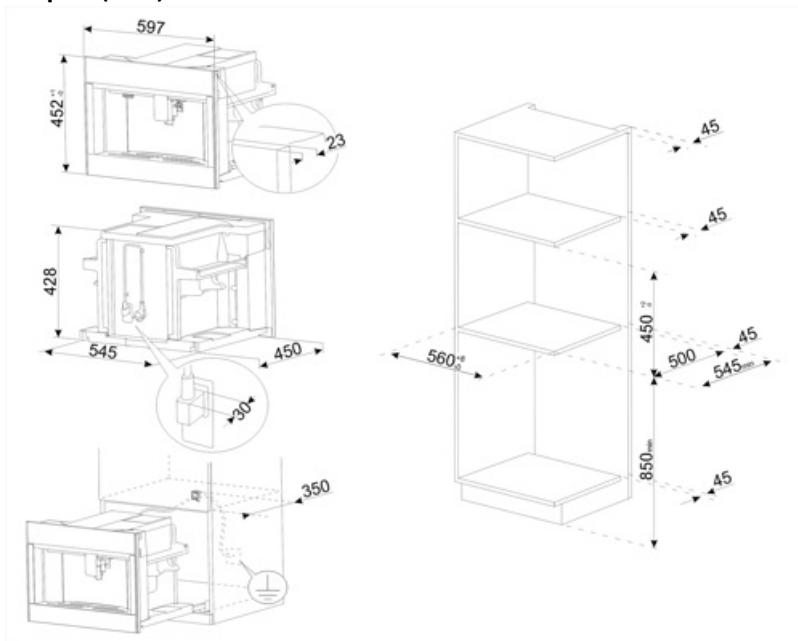
<b>Plug</b>	Not present	<b>Voltage (V)</b>	220-240 V
<b>Nominal power</b>	1350 W	<b>Frequency (Hz)</b>	50-60 Hz
<b>Current</b>	5,6 A	<b>Power supply cable length</b>	180 cm

## Logistic Information

<b>Width (mm)</b>	595 mm	<b>Height (mm)</b>	455 mm
-------------------	--------	--------------------	--------

Depth (mm)

470 mm



---

























## Not included accessories

---

### KITCABLE90UK

Cable with IEC connector and UK plug

## Symbols glossary

 <p>Rinsing: There in an automatic rinsing with hot water when the coffee machine is switched on.</p>	 <p>Automatic switch on: It is possible to program automatic switch on of the machine to make it ready for use by the required time.</p>
 <p>Brewing temperature between 88 and 96°C.</p>	 <p>Three levels adjustable coffee temperature to taste the coffee on the temperature desired.</p>
 <p>Semiprofessional steamer with a dedicated heating element to manage the steam outlet. Suitable for recipes such as hot chocolate, punch, bombardino, vin brulé.</p>	 <p>Types of coffee: You can prepare the following types of coffee: Ristretto-Corto (small portion) / Normale (medium portion) / Lungo (large portion)</p>
 <p>The double coffee function makes possible to prepare two espresso at the same time with just one infusion cycle.</p>	 <p>Coffee beans: You can use coffee beans in the coffee machine with the possibility to adjust the coarseness of grind.</p>
 <p>Integrated cup warmer.</p>	 <p>Descaling function: Is essential to remove excess deposits of limestone in the tank and allow the proper operation of the product. The need to perform this operation is signaled by the product itself.</p>
 <p>Fingerprint proof stainless steel: Fingerprint proof stainless steel keeps stainless steel looking as good as new.</p>	 <p>Frontal approach: it possible to reach every point in the machine and extract any components with a single hand use.</p>
 <p>Milk froth temperature 60°C.</p>	 <p>Conical stainless steel coffee grinder.</p>
 <p>Ground coffee: You can use ground coffee or coffee beans in the coffee machine with the possibility to adjust the coarseness of grind.</p>	 <p>Compact appliances with a height of 45 cm - perfect solution to meet the functional requirements of kitchen sets of small height. Available in several types and in different styles.</p>
 <p>Hot water: Coffee machine can make hot water for tea or other hot drinks</p>	 <p>5 levels adjustable coffee intensity. This function makes possible to adjust the quantity of beans grounded in any infusion cycle.</p>
 <p>Five levels adjustable coffee length: espresso, normal, long, extra long and Americano.</p>	 <p>13 levels adjustable grinder.</p>
 <p>The machine guarantees to create different drinks: espresso, coffee, long, 2 x espresso, espresso macchiato, americano, cappuccino, cappuccino mix, caffelatte, latte macchiato, hot milk, flat white, hot water.</p>	 <p>The milk froth is adjustable through the thermal carafe knob.</p>
 <p>Stainless steel thermal carafe. It guarantees to maintain longer the milk fresh. Fitted with an auto-clean system and a knob to adjust the milk froth, it can be washed in the dishwasher.</p>	 <p>Touch controls: Easy to use touch controls allow the appliance to be programmed at the touch of a button.</p>