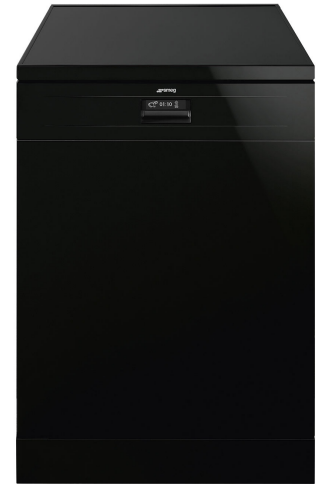


DWA615DB3



Product Family	Dishwashers
Commercial width	60 cm
Commercial height	85 cm
Installation	Free-standing
N° baskets	3, FlexiDuo
Motor	Single phase
EAN code	8017709310967



Programs



N. of programmes	10+1	Intense	Yes
Washing temperatures	38, 45, 50, 55, 65, 70, 75 °C	Self clean	Yes
Soak	Yes	Sterilise	Yes
Express 27'	Yes	1/2 load	
Crystal	Yes	Delicate	Yes
Full express - 60 minutes	Si	Regular	Yes
Auto sensor 45-65	Yes	Normal ECO	Yes

Options



Dry Assist option		1/2 load FlexiZone option	Yes
Dry Assist+ option	Yes	Options for tabs FlexiTabs	
Delay timer option	Up to 24 hours	Special programs option	Si

Baskets



Basket colour	Grey	Largest loadable dish in upper basket	19,0 cm
Basket components colour	Grey	Lower Basket	With completely foldable racks and glass holder

Handle	In plastic with stainless steel insert on upper and lower basket	Lower basket with anti-drip inserts	Yes
Upper Basket	With 1 foldable rack	Largest loadable dish in lower basket	30,0 cm
Glass holder	Yes	Colour Inner Components	Blue
Height adjustment of the upper basket	On three levels	Cutlery basket	13 place settings sliding
Upper basket with EasyGlide System	Yes		

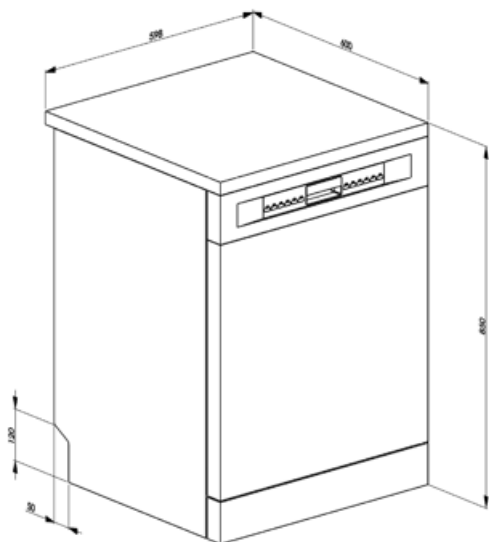
Technical Features



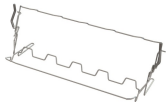
Width (mm)	598 mm	Water softener	With electronic setting
Depth (mm)	600 mm	Turbidity sensor	Yes
Display type	LED (external)	Aquatest	
Product Height (mm)	848 mm	Flood protection system	Total Acquastop
Controls	Electronic	Water supply	Single; cold/hot water max. 60°C - energysave with hot water up to 35%
Display	Delayed start, Programme time indicator, Time to end indication	Max water hardness	100°FH;58°dH
Programme graphics	Symbols	Drying system	Natural condenser drying, with EnerSave automatic door opening system at the end of the cycle
On/off indicator	Yes	Tube material	Stainless steel
Salt light indicator	Light	Filter	Stainless steel
Rinse aid indicator	Light	Concealed heating element	Yes
Progress indicator	Yes	Hinges	Self balancing with fixed hinges
End of cycle indicator	On display, with acoustic signal	Adjustable feet	Just for levelling
Washing system	Planetarium	Back cover	Yes, with covered counterweight
Third spray arm	Single	Depth of dishwasher with open door (mm)	1168
		Removable top	Yes, with optional KIT

Electrical Connection

Plug	(I) Australia	Frequency (Hz)	50 Hz
Connected power	1800 W	Type of connection	Single-phase
Current	10 A	Power supply cable length	140 cm
Voltage	220-240 V		




Not included accessories



KITGH

Kit glass holder. It has to be fitted on the first basket but only if there are foldable racks



KITINC

























a steel bar fitted on the top will block the dishwasher at the top.



KITPLV2

Kit extension for dishwasher and washing machine: lenght mt. 2

Symbols glossary

	Aquatest measures the clarity of the water during an auto program, and automatically ensures the minimum consumption of water and energy.		Anti-drip: Some models of dishwashers are equipped with special polymer nozzles anti-drip, that improve the process of drying.
	Delay Timer: The delay timer can postpone the start of the program by up to 24 hours.		LED display: to show programmes, functions and options selected and the time to the end of the cycle.
	EasyGlide: Convenient EasyGlide system for easy unloading of the appliance that allows reaching maximum flexibility of load of the machine.		FlexiDuo: The FlexiDuo 3rd cutlery basket allows you to arrange cutlery or small cups, ladles, or bulky utensils however you like: it consists of two separate and moveable modules.
	FlexiZone: The 1/2 load flexizone allows you to wash a reduced load saving energy, water and time and there are no restrictions on where the items are placed.		Noise Level: Excellent insulation and special devices keep noise to a minimum.
	PLANETARIUM_WASHING_SYSTEM_72dpi		Auto 45°- 65°: The auto programme regulates the length of a cycle depending on the need for a pre-wash and the number of rinses required.
	Crystals: The Crystals programme is dedicated to delicate dishes such as glasses and china.		Delicate: Delicate washing program is designed for delicate dishes which are not heavily soiled.
	Soak programme: The soak programme provides a rinse to prevent dirt from drying.		Rapid 27 Mins: The rapid 27 mins quick program takes just 27 minutes to wash a load.
	Ultraclean: The Ultraclean option performs a final rinse at a high temperature of 70°C eliminating virtually all bacteria.		REF_PRG_NORMAL_ECO_72dpi
	The symbols show the number of plate settings of the dishwasher.		Total Acquastop: In addition to the partial Acquastop protection present in all Smeg dishwashers, some models have an electronic device fitted to the water intake hose, which monitors water levels in the machine, detects leaks in the hose and switches off the water supply immediately when necessary.
	...		...
	...		...
	...		The Dry Assist + option, in addition to saving energy, ensures perfect drying of the dishes by opening the door automatically at the end of the wash cycle.