

FAB10URWH3



Product family	Refrigerator
Installation	Free-standing
Category	Single door
Defrost	Automatic for refrigerator, manual for freezer
Hinge	Standard
Kitchen panel	Not supplied
Hinge position	Right
EAN code	8017709321420



Aesthetic

Aesthetics	Retro-style	Side material	Steel
Color	White	Side color	White
Finishing	Glossy	Logo	Applied
Handle	External	Door shelf profile color	Silver
Handle color	Chromed	Glass shelf profile color	Silver
Logo color	Chromed		

Refrigerator compartment features



No. of adjustable shelves	1	Crisper cover	Yes
Number of fruit and vegetables drawers	1	Type of crisper cover	Glass
Type of adjustable shelves	Glass	Refrigerator lighting	Yes
Crisper drawer type	Standard	Refrigerator lighting	LED

Refrigerator Inner Door

Number of adjustable door shelves	2	No. of bottle shelves	1
-----------------------------------	---	-----------------------	---

Freezer features

Internal freezer compartment Yes

Other technical features

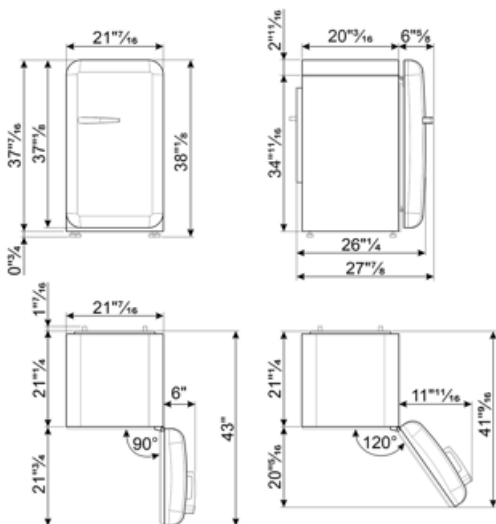
Temperature setting type	Electro-mechanical
No. of compressors	1
Refrigerant gas type	R600a
Compressor type	Standard
Foam agent	Cyclopentane

Performance / Energy Label






Noise level	37 dB(A) re 1 pW	Refrigerator volume	3.85 cu. ft.
Freezer capacity	0.64 cu. ft.	Climatic class	SN, N, ST, T

Electrical Connection

Plug	(A) USA & Mexico	Voltage (V)	120 V
Electrical connection rating	110 W	Frequency (Hz)	60 Hz
Current	1.25 A	Power cord length	70 7/8 "



Symbols glossary

- | | |
|--|--|
|  <p>4 stars freezing compartment for better food preservation.</p> |  <p>The automatic defrost system works by automatically defrosting at regular intervals eliminating the need to defrost altogether.</p> |
|  <p>A++: Energy efficiency class A++ helps to save up to 20% energy compared to class A. Maximum performance with minimum consumption is guaranteed.</p> |  <p>Energy efficiency class E</p> |
|  <p>LED interior lighting: is a more energy efficient and long lasting way of illuminating the interior of the appliance.</p> | |