

KBT700XE

Product family	Hood
Hood Type	Chimney Cooker Hoods
Design	T flat
Extraction	Ducted out or re-circulation possible
Electronic control	Yes
Material	Stainless steel
Type of steel	Brushed
EAN code	8017709286620






Aesthetics

Aesthetics	Universal	Finishing	Brushed
Colour	Stainless steel	Logo	Silk screen




Controls

Control setting	Electronic buttons
-----------------	--------------------

Program / Functions

No. of speeds	3
Intensive speed	
24h air filter function	
Time-setting options	

Technical Features

  	No. of lights	2	Anti-grease filters	Aluminium
	Light type	LED	Filter replacement indicator	Yes
	Light power	1.3 W	Vent outlet	150 mm
	Light colour temperature scale (°K)	3000 °K	Minimum distance from GAS hob	650 mm

Free outlet maximum capacity	610 m ³ /h	Minimum distance from ELECTRIC hob	500 mm
Motor power	230 W	Non return valve	Yes
No. of filters	2		

	Extraction rate IEC 61591 [m ³ /h]	Noise level IEC 60704-2-13 [dBA]
Speed 1	256	48
Speed 2	347	55
Speed 3	463	63
Intensive speed	688	72

Accessories Included

Tube reduction	Yes
----------------	-----

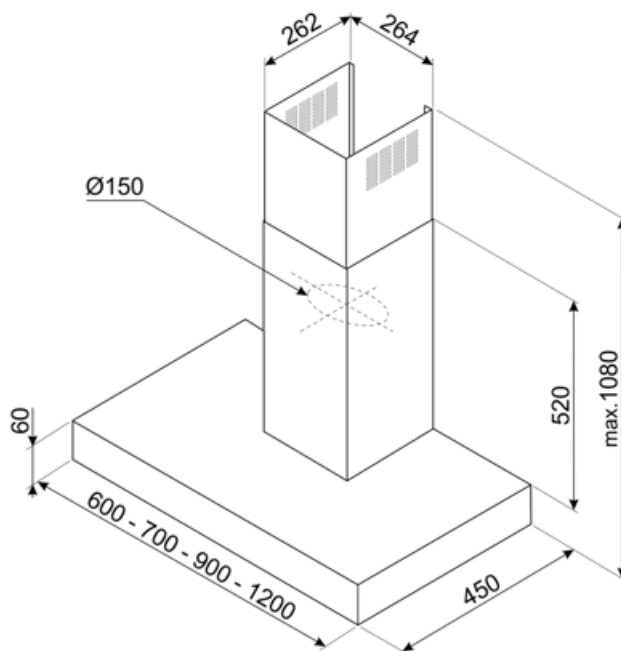
Performance / Energy Label



Annual Efficiency Consumption (AEChood)	54 kWh/year	Airborne acoustical A-weighted sound Power Emission at maximum speed (SPEmax)	63 dBA
Energy efficiency class (EEC)	A	Airbourne acoustical A-weighted sound power emission at boost speed (SPEboost)	71 dBA
Fluid Dynamic Efficiency (FDE)	29,2	Power consumption in stand-by mode (Ps)	0,24 W
Fluid Dynamic Efficiency class (FDEC)	A	Time increase factor (F)	0,9
Lighting Efficiency (LE)	65,0 lux/W	Energy Efficiency Index per first cavity	51,9
Lighting Efficiency Class (LEC)	A	Measured air flow rate at best efficiency point (Qbep)	386 m ³ /h
Grease Filtering Efficiency (GFE)	79,8 %	Measured air pressure at best efficiency point (Qbep)	428 Pa
Grease Filtering Efficiency Class (GFEC)	C	Measured electric power input at best efficiency point (Wbep)	157 W
Air flow at mininum speed (Qmin)	256 m ³ /h	Normal Power of the light system (WI)	3 W
Maximum extraction rate	463 m ³ /h	Average illumination of the light on the cooking surface (Emiddle)	157 lux
Intensive extraction rate	688 m ³ /h	Sound power level at highest setting (Lwa)	63 dBA
Airbourne acouistical A-weighted sound Power Emission at minimum speed (SPEmin)	47 dBA		

Electrical Connection

Nominal power	230 W	Frequency (Hz)	50-60 Hz
Voltage	220-240 V	Power supply cable length	1500 mm




Not included accessories




KITCEKBT

Chimney extension, dimensions 261,5 * 260 * 830 mm suitable for T-shape hood KBT* & KBCT*, max height 1380 mm Stainless Steel



KITFCKBT








1 pcs of activated carbon filter for hood models KBT* / KBCT*



KITFCKBTR

1 pcs of Charcoal filter Regenerable* suitable for all the KBT/KBCT models. * It can be washed in the dishwasher up to 12 times and dry in the oven at max 90° for 60 min. dimension 237,5(H)x245x10 mm

Symbols glossary

- | | | | |
|--|---|---|---|
|  | 24h: When selected this function refreshes the air for c. 10 minutes every hour over a 24 hour period, at minimum speed and an imperceptible noise level. |  | Filters: Model has filters to help remove grease from the steam emanating from the pans during cooking. |
|  | Switch off automatically: A special setting, to run after the end of cooking for a pre-set time and then switch off automatically. |  | A: Product drying performance, measured from A+++ to D / G depending on the product family |
|  | Warning light(s): to advise when filters need changing. |  | Lights: All cooker hoods feature lights to illuminate the cooking area or add to the ambience of the kitchen. |
|  | Intensive/turbo setting: when extra fast extraction is required. | | |