

# KI90XE

Product family	Hood
Hood Type	Island Cooker Hoods
Design	T flat
Extraction	Ducted out or re-circulation possible
Electronic control	Yes
Material	Stainless steel
Type of steel	Brushed
EAN code	8017709204044




## Aesthetics

Aesthetics	Universal	Finishing	Brushed
Colour	Stainless steel	Logo	Embossed

## Controls

Control setting	Electronic buttons	Led colour	White
-----------------	--------------------	------------	-------

## Program / Functions

No. of speeds	3
Intensive speed	
Time-setting options	

## Technical Features

				
No. of lights	4	Anti-grease filters	Aluminium	
Light type	LED	Filter replacement indicator	Yes	
Light power	1 W	Vent outlet	150 mm	
Light colour	4000 °K	Minimum distance from GAS hob	750 mm	
Free outlet maximum capacity	820 m <sup>3</sup> /h	Minimum distance from ELECTRIC hob	650 mm	
Motor power	275 W			

No. of filters 3 Non return valve Yes

	Extraction rate IEC 61591 [m <sup>3</sup> /h]	Noise level IEC 60704-2-13 [dBA]
Speed 1	311	49
Speed 2	385	59
Speed 3	533	63
Intensive speed	740	71

## Accessories Included

Tube reduction Yes

## Performance / Energy Label

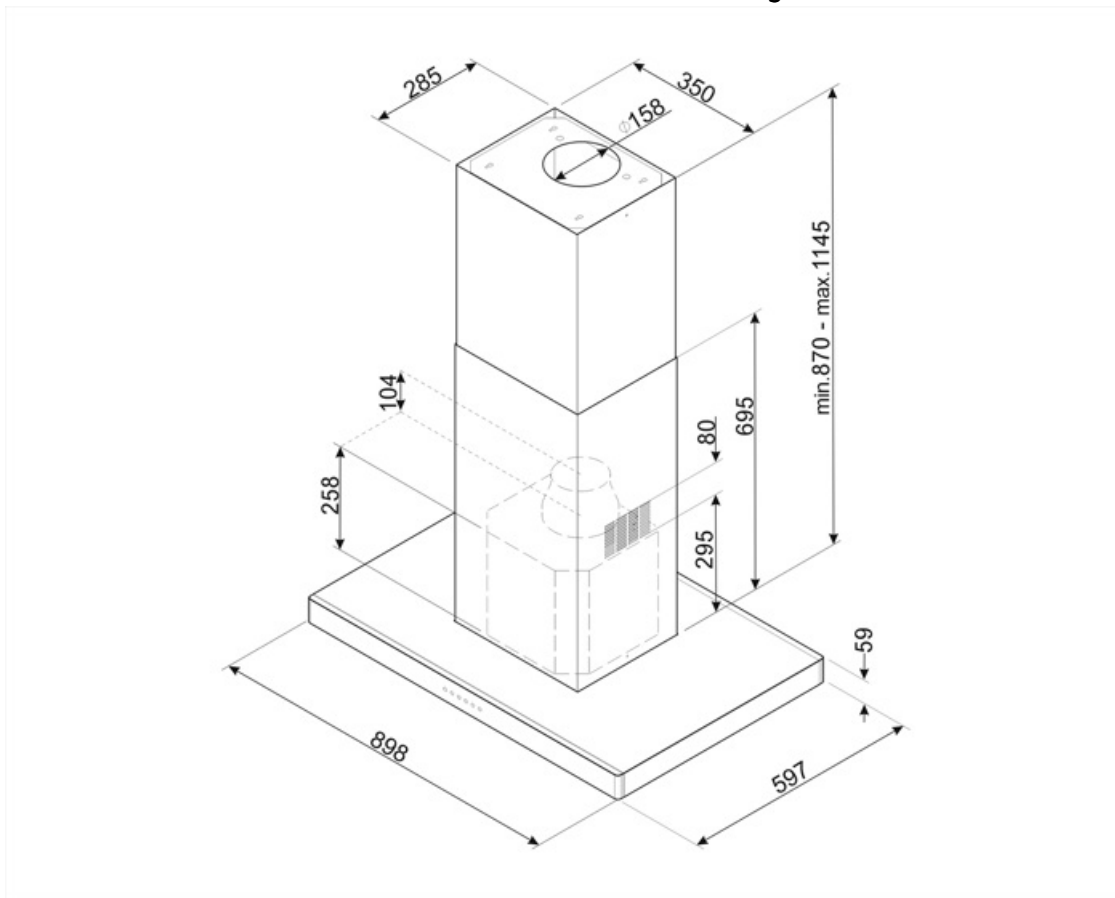


Annual Efficiency Consumption (AEChood)	66 kWh/year	Airbourne acoustical A-weighted sound Power Emission at minimum speed (SPEmin)	49 dBA
Energy efficiency class (EEC)	B	Airborne acoustical A-weighted sound Power Emission at maximum speed (SPEmax)	63 dBA
Fluid Dynamic Efficiency (FDE)	27,4	Airbourne acoustical A-weighted sound power emission at boost speed (SPEboost)	71 dBA
Fluid Dynamic Efficiency class (FDEC)	B	Power consumption in stand-by mode (Ps)	0,49 W
Lighting Efficiency (LE)	88,6 lux/W	Energy Efficiency Index per first cavity	58,8
Lighting Efficiency Class (LEC)	A	Measured air flow rate at best efficiency point (Qbep)	390 m <sup>3</sup> /h
Grease Filtering Efficiency (GFE)	83,1 %	Measured air pressure at best efficiency point (Qbep)	451 Pa
Grease Filtering Efficiency Class (GFEC)	C	Measured electric power input at best efficiency point (Wbep)	171 W
Air flow at mininum speed (Qmin)	311 m <sup>3</sup> /h	Normal Power of the light system (WI)	4 W
Maximum extraction rate	533 m <sup>3</sup> /h	Average illumination of the light on the cooking surface (Emiddle)	390 lux
Intensive extraction rate	740 m <sup>3</sup> /h	Sound power level at highest setting (Lwa)	63 dBA

## Electrical Connection

---

Nominal power	279 W	Frequency (Hz)	50-60 Hz
Voltage	220-240 V	Power supply cable length	1500 mm



---

## Not included accessories

---

### FLT6

Round Charcoal filters (kit 2 pieces)









### KITALLFC

Universal Charcoal filter Stainless Steel AISI 304 The filter can be washed in dishwasher 50 °C (water and suitable detergent) and to dry it put in the oven 180°C 25 minutes

---

## Symbols glossary

---

- |  |   |   |  |
|--|---|---|--|
|  | Filters: Model has filters to help remove grease from the steam emanating from the pans during cooking. |  | Switch off automatically: A special setting, to run after the end of cooking for a pre-set time and then switch off automatically. |
|  | Warning light(s): to advise when filters need changing.   |  | Lights: All cooker hoods feature lights to illuminate the cooking area or add to the ambience of the kitchen.                      |
|  | Intensive/turbo setting: when extra fast extraction is required.  |  |  |