

KLT19L4X

Product family	Hood
Hood Type	Island Cooker Hoods
Design	T flat
Extraction	Ducted out or re-circulation possible
Electronic control	Yes
Material	Stainless Steel + Glass
Type of steel	Brushed
EAN code	8017709312268







Aesthetics

Aesthetics	Universal	Glass Type	Black
Colour	Stainless Steel and Glass	Logo	Silk screen
Finishing	Brushed		

Controls

Control setting	Touch control back-lighted White	Led colour	White
-----------------	-------------------------------------	------------	-------

Program / Functions

No. of speeds	3
Intensive speed	
24h air filter function	
Time-setting options	
Auto-Vent 2.0	

Technical Features

    	No. of lights	2	No. of filters	3
	Light type	LED	Anti-grease filters	Aluminium
	Light power	7.4 W		

Dimmer mode	Yes	Filter replacement indicator	Yes
Light colour temperature range	2700° - 4000° °K	Vent outlet	150 mm
Free outlet maximum capacity	820 m³/h	Minimum distance from GAS hob	750 mm
Motor power	275 W	Minimum distance from ELECTRIC hob	650 mm
		Non return valve	Yes

	Extraction rate IEC 61591 [m³/h]	Noise level IEC 60704-2-13 [dBA]
Speed 1	214	40
Speed 2	334	51
Speed 3	563	64
Intensive speed	741	70

Accessories Included

Tube reduction	Yes
-----------------------	-----

Performance / Energy Label



Annual Efficiency Consumption (AEChood)	56 KWh/year	Airborne acoustical A-weighted sound Power Emission at maximum speed (SPEmax)	65 dBA
Energy efficiency class (EEC)	A	Airbourne acoustical A-weighted sound power emission at boost speed (SPEboost)	70 dBA
Fluid Dynamic Efficiency (FDE)	33,1	Power Consumption in Off mode (Po)	0,49 W
Fluid Dynamic Efficiency class (FDEC)	A	Power consumption in stand-by mode (Ps)	0,49 W
Lighting Efficiency (LE)	21,1 lux/W	Energy Efficiency Index per first cavity	51,6
Lighting Efficiency Class (LEC)	B	Measured air flow rate at best efficiency point (Qbep)	384 m³/h
Grease Filtering Efficiency (GFE)	73,2 %	Measured air pressure at best efficiency point (Qbep)	482 Pa
Grease Filtering Efficiency Class (GFEC)	D	Measured electric power input at best efficiency point (Wbep)	155 W
Air flow at minumum speed (Qmin)	214 m³/h	Normal Power of the light system (WI)	15 W
Maximum extraction rate	563 m³/h		
Intensive extraction rate	741 m³/h		
Airbourne acouistical A-weighted sound Power Emission at minimum speed (SPEmin)	39 dBA		

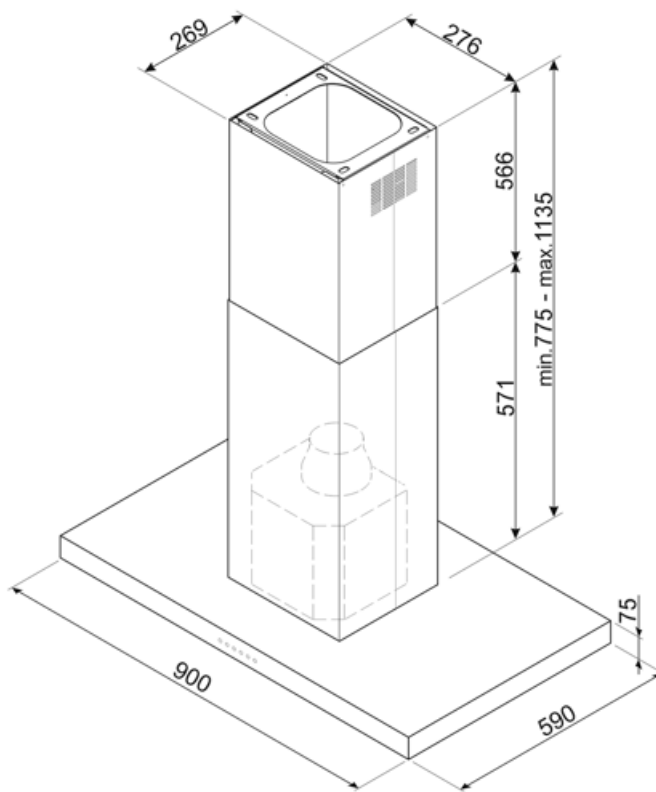
Average illumination of the light on the cooking surface (E _{middle})	390 lux
Sound power level at highest setting (L _{wa})	65 dBA

Electrical Connection

Nominal power	293 W	Frequency (Hz)	50-60 Hz
Voltage	220-240 V	Power supply cable length	1500 mm

Also available

Alternative colours available	Matt Black	Available colours	KLT19L4MB
-------------------------------	------------	-------------------	-----------



Not included accessories

FLT6











Round Charcoal filters (kit 2 pieces)



KITALLFC

Universal Charcoal filter Stainless Steel AISI 304 The filter can be washed in dishwasher 50 °C (water and suitable detergent) and to dry it put in the oven 180°C 25 minutes

Symbols glossary

	24h: When selected this function refreshes the air for c. 10 minutes every hour over a 24 hour period, at minimum speed and an imperceptible noise level.		Filters: Model has filters to help remove grease from the steam emanating from the pans during cooking.
	...		Switch off automatically: A special setting, to run after the end of cooking for a pre-set time and then switch off automatically.
	A: Product drying performance, measured from A+++ to D / G depending on the product family		...
	Warning light(s): to advise when filters need changing.		Lights: All cooker hoods feature lights to illuminate the cooking area or add to the ambience of the kitchen.
	Intensive/turbo setting: when extra fast extraction is required.		...